


# PRE-SCHOOL & KINDERGARTEN WORKSHEETS





# All About Me

Draw your selfie and complete about you

My Selfie



My name is \_\_\_\_\_

I am \_\_\_\_\_

I live in \_\_\_\_\_

My favorites

Food \_\_\_\_\_

Color \_\_\_\_\_

Subject \_\_\_\_\_

Activity \_\_\_\_\_

Animal \_\_\_\_\_

Season \_\_\_\_\_

Four words that describe me

1 \_\_\_\_\_

2 \_\_\_\_\_

3 \_\_\_\_\_

4 \_\_\_\_\_

Fun facts about me


A large empty rectangular box with an orange border, intended for writing fun facts about oneself.

Name \_\_\_\_\_

Date \_\_\_\_\_

# SCHOOL SUPPLIES

Identify the pictures below. Use the word bank below to name each picture.



\_\_\_\_\_

.....


\_\_\_\_\_



\_\_\_\_\_

.....

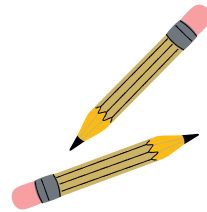
\_\_\_\_\_



\_\_\_\_\_

.....

\_\_\_\_\_



\_\_\_\_\_

.....

\_\_\_\_\_

Word Bank:

notebook	binder clips	paper clips	pencils
----------	--------------	-------------	---------



Name \_\_\_\_\_

Date \_\_\_\_\_

# SCHOOL SUPPLIES

Identify the pictures below. Use the word bank below to name each picture.



\_\_\_\_\_

.....


\_\_\_\_\_



\_\_\_\_\_

.....


\_\_\_\_\_



\_\_\_\_\_

.....

\_\_\_\_\_



\_\_\_\_\_

.....

\_\_\_\_\_

Word Bank:

crayons	eraser	rulers	sharpener
---------	--------	--------	-----------

Name \_\_\_\_\_

Date \_\_\_\_\_

# SCHOOL SUPPLIES

Identify the pictures below. Use the word bank below to name each picture.



\_\_\_\_\_

\_\_\_\_\_


\_\_\_\_\_



\_\_\_\_\_

\_\_\_\_\_

\_\_\_\_\_



\_\_\_\_\_

\_\_\_\_\_

\_\_\_\_\_



\_\_\_\_\_

\_\_\_\_\_

\_\_\_\_\_

Word Bank:

scissors	glue	markers	laptop
----------	------	---------	--------

Name \_\_\_\_\_

Date \_\_\_\_\_

# SCHOOL SUPPLIES

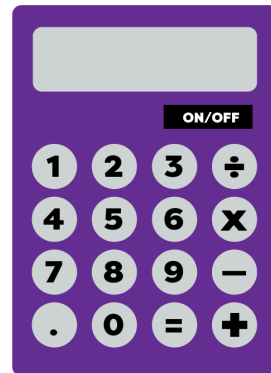
Identify the pictures below. Use the word bank below to name each picture.



\_\_\_\_\_

.....

\_\_\_\_\_



\_\_\_\_\_

.....


\_\_\_\_\_



\_\_\_\_\_

.....

\_\_\_\_\_



\_\_\_\_\_

.....

\_\_\_\_\_

Word Bank:

calculator	globe	highlighter	paintbrush
------------	-------	-------------	------------

Name \_\_\_\_\_

Date \_\_\_\_\_

# SENTENCE WRITING

Look at the picture below. Write a sentence that tells about the picture.



---

---

---

---

---

---

---

---

---

---

Name \_\_\_\_\_

Date \_\_\_\_\_

# SENTENCE WRITING

Look at the picture below. Write a sentence that tells about the picture.



---

---

---

---

---

---

---

---

---


---

Name \_\_\_\_\_

Date \_\_\_\_\_

# SENTENCE WRITING

Look at the picture below. Write a sentence that tells about the picture.



---

---

---

---

---

---

---

---

---

---








Name \_\_\_\_\_

Date \_\_\_\_\_

# COUNTING SCHOOL SUPPLIES



Find and count the following items.



Name \_\_\_\_\_

Date \_\_\_\_\_

# COUNTING SCHOOL SUPPLIES



Find and count the following items.




Name \_\_\_\_\_

Date \_\_\_\_\_

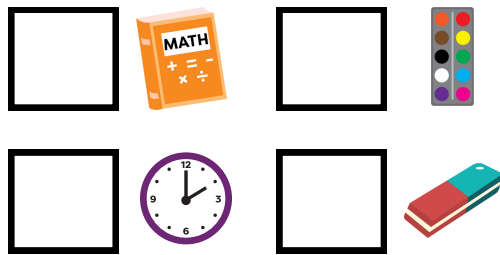
# GRAPHING ACTIVITY

Find and graph the items listed. Then answer the questions below.



10				
9				
8				
7				
6				
5				
4				
3				
2				
1				

How many of each?



Which item did you find the most of?  
\_\_\_\_\_

Which item did you find the least of?  
\_\_\_\_\_


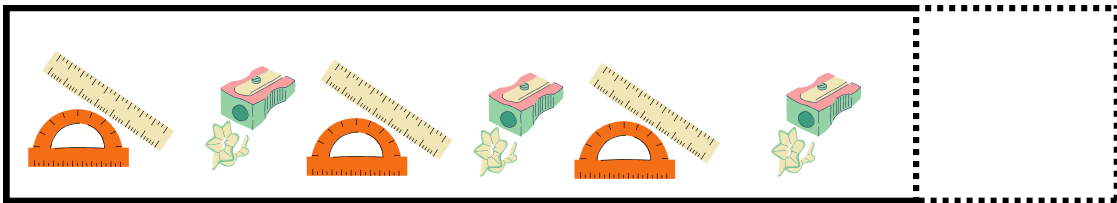





Name \_\_\_\_\_


Date \_\_\_\_\_

# FINISH THE PATTERN


Look at the patterns below. Cut out the images at the bottom. Paste the image that comes next in each pattern.




# Matching Puzzles: COUNTING TO 10




10



9




8



7




# Matching Puzzles: COUNTING TO 10




A box containing six mangoes arranged in two rows of three. Below the mangoes is a dashed line forming a house shape, with the number 6 centered underneath.

6




A box containing five strawberries arranged in two rows: three in the top row and two in the bottom row. Below the strawberries is a dashed line forming a house shape, with the number 5 centered underneath.

5



A box containing four lemons arranged in two columns of two. Below the lemons is a dashed line forming a house shape, with the number 4 centered underneath.


4




A box containing three pears arranged in two columns: one in the top left and two in the right column. Below the pears is a dashed line forming a house shape, with the number 3 centered underneath.

3

# Matching Puzzles: COUNTING TO 10




2



10




9




8


# Matching Puzzles: COUNTING TO 10




7



6




5



4

# BALLOON COUNTING

Count the balloons and write the number in the box.



# Alphabet Matching Puzzles


Aa



Bb



Cc




Dd



# Alphabet Matching Puzzles

Ee



Ff



Gg



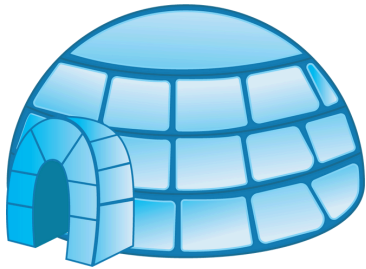
Hh





# Alphabet Matching Puzzles

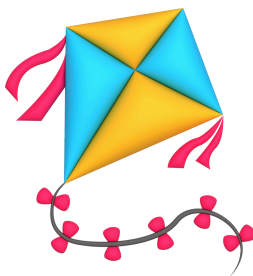
li



Jj



Kk



LI




# Alphabet Matching Puzzles

Mm




Nn



Oo



Pp




# Alphabet Matching Puzzles


Qq



Rr



Ss



Tt



# Alphabet Matching Puzzles

Uu



Vv



Ww



Xx



# Alphabet Matching Puzzles

Yy





Zz



# Scissor Skills



Cut along the dotted lines..





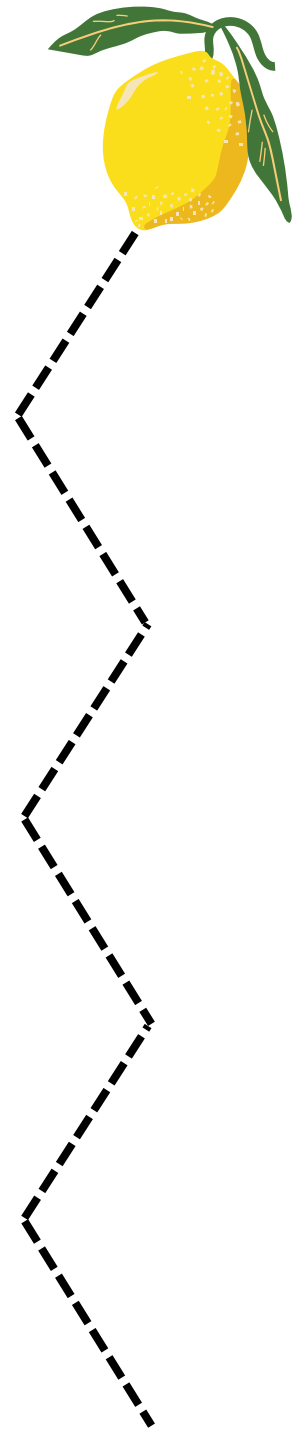
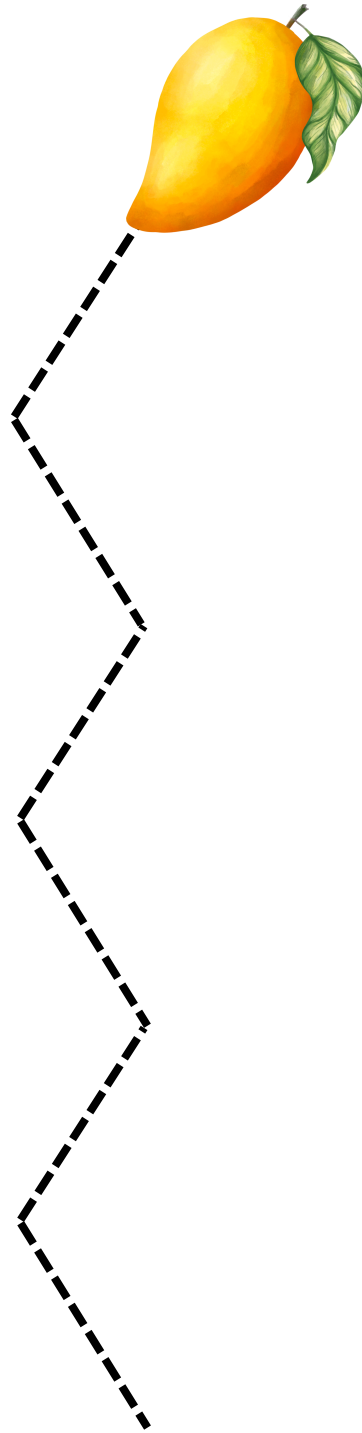
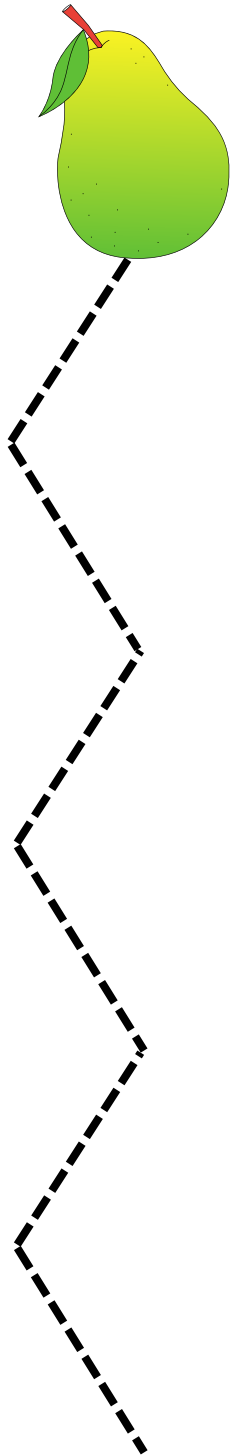
# Scissor Skills

Cut along the dotted lines..



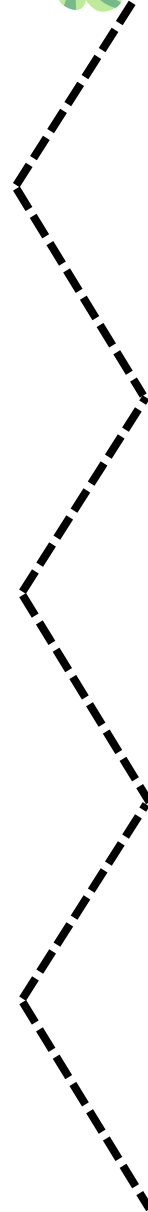

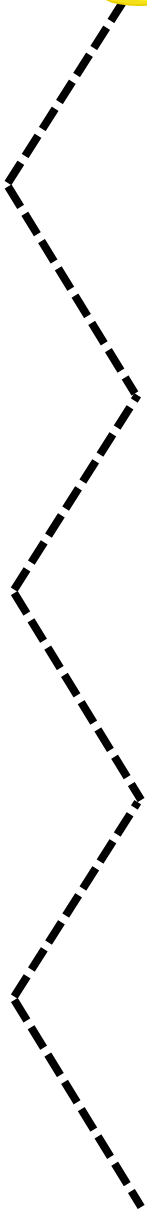


# Scissor Skills

Cut along the dotted lines..



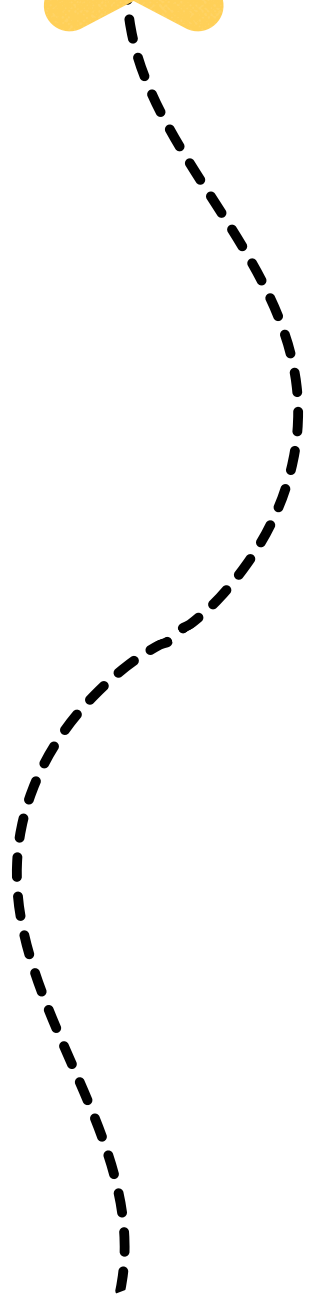
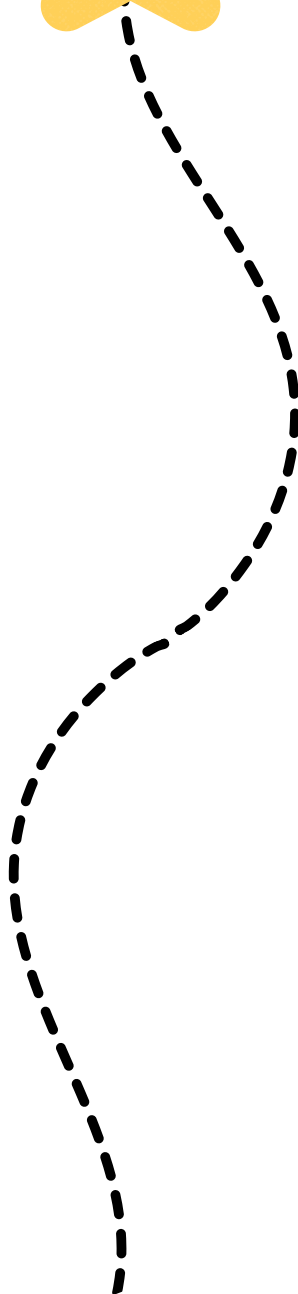
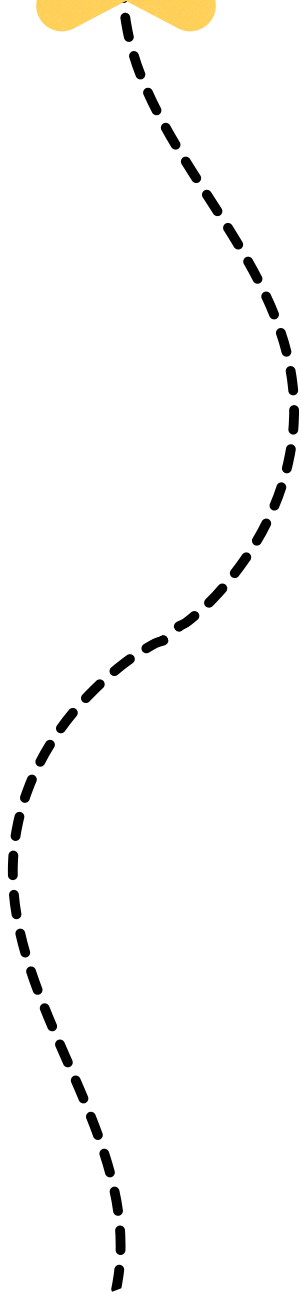
# Scissor Skills

Cut along the dotted lines..



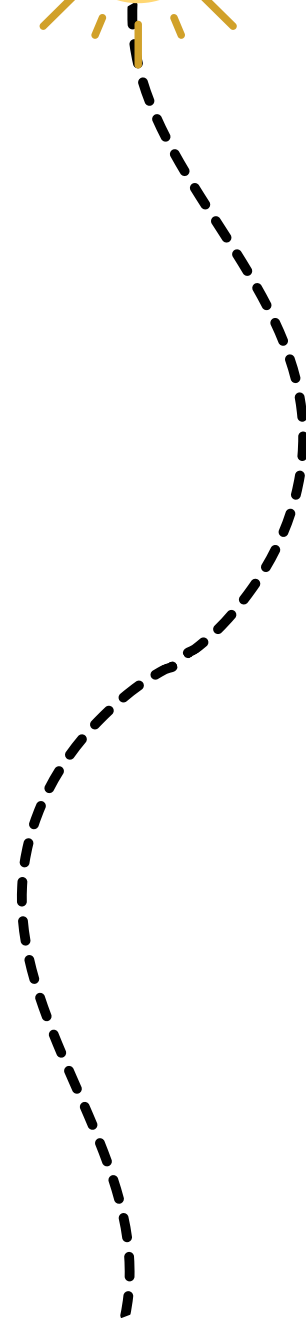

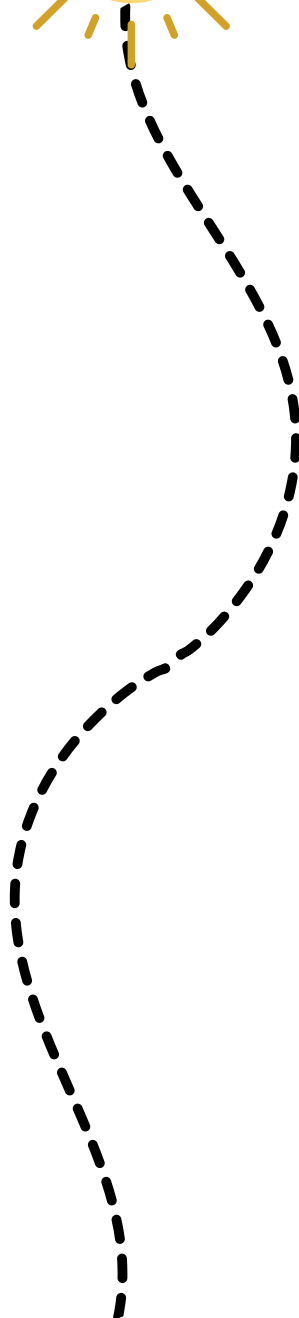

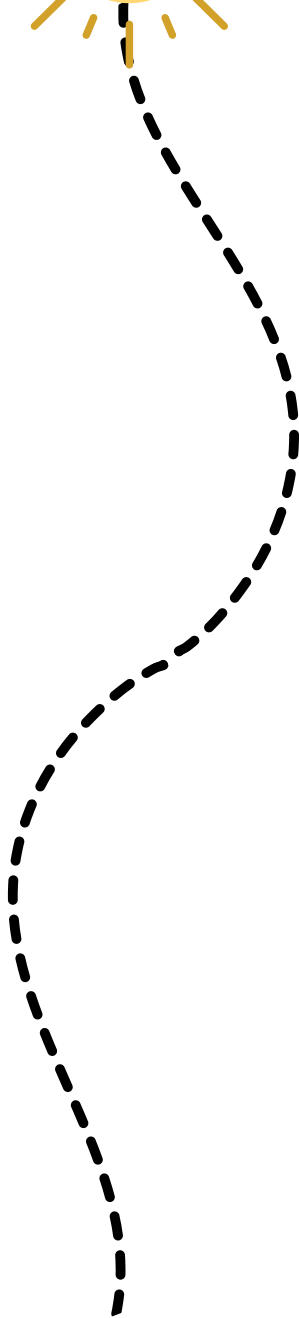

# Scissor Skills

Cut along the dotted lines..




# Scissor Skills

Cut along the dotted lines..



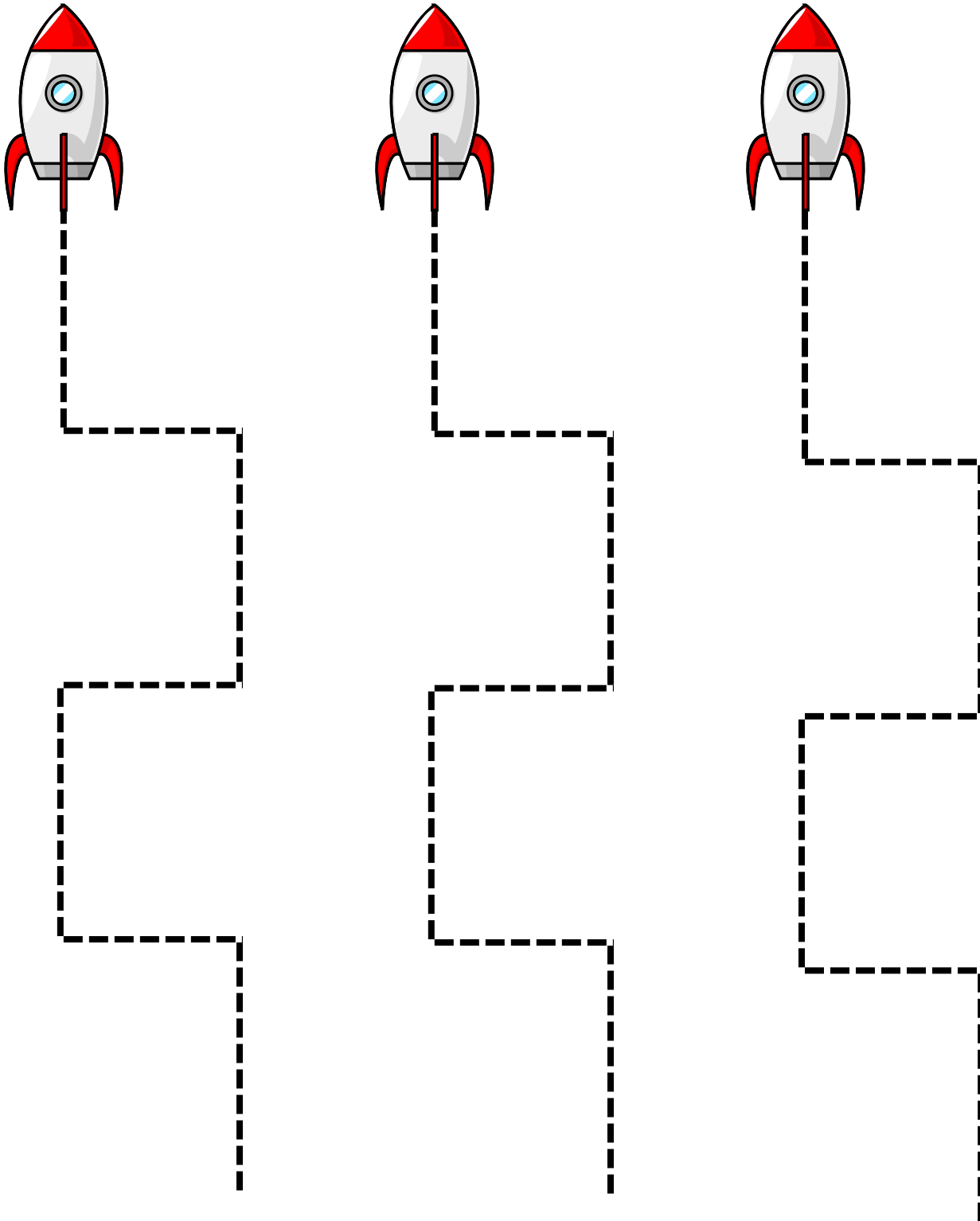
# Scissor Skills

Cut along the dotted lines..





# Scissor Skills



Cut along the dotted lines..





# Adding Lady Bugs


Add the dots on both lady bugs and write the number in the squares below!

 $+$  $=$

 $+$  $=$

 $+$  $=$

 $+$  $=$

 $+$  $=$



Name:

Date:

# Numbers and Fingers


Can you find the matching number to each hand?



6



7



8









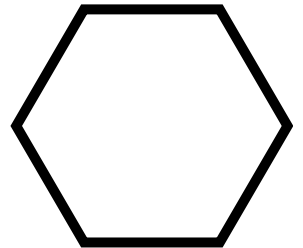




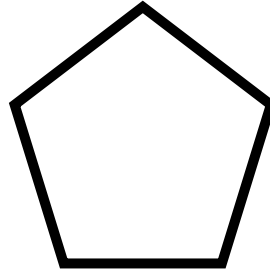

9



10

# DIGITAL SHAPE MATCH

Drag and drop the colored shapes into their outlines.



**My name is**


---

---

---



---

**A self portrait**




# four things i love

Draw four of your favourite things in the frames:




# I know my positions


Circle the correct bolded word in each sentence:




The fish is  
**on**  
**in**  
the bowl




The man is  
**under**  
**on**  
the chair



The fish is  
**on**  
**in**  
the plate



The crayons are  
**on**  
**in**  
the box




The sun is  
**in front of**  
**behind**  
the cloud







The hat is  
**on**  
**under**  
the cat's head

# I CAN SOUND OUT WORDS

Write the first letter of the word next to each picture:

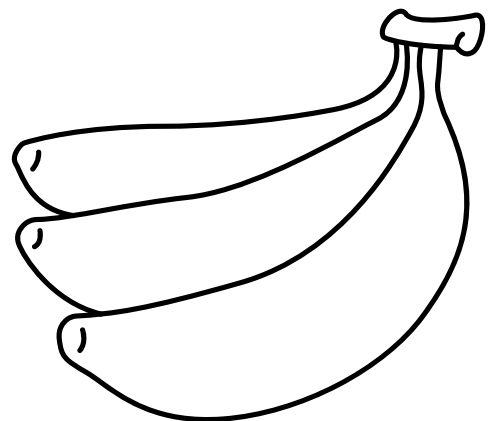





a
















# I can match colours

Colour the blank image the same colour as the coloured version:



# I know my shapes


Colour the shapes the following colours:






# SPRING TRACING

Carefully trace along the dotted line then color the picture.




# SPRING TRACING

Carefully trace along the dotted line then color the picture.




# SPRING TRACING


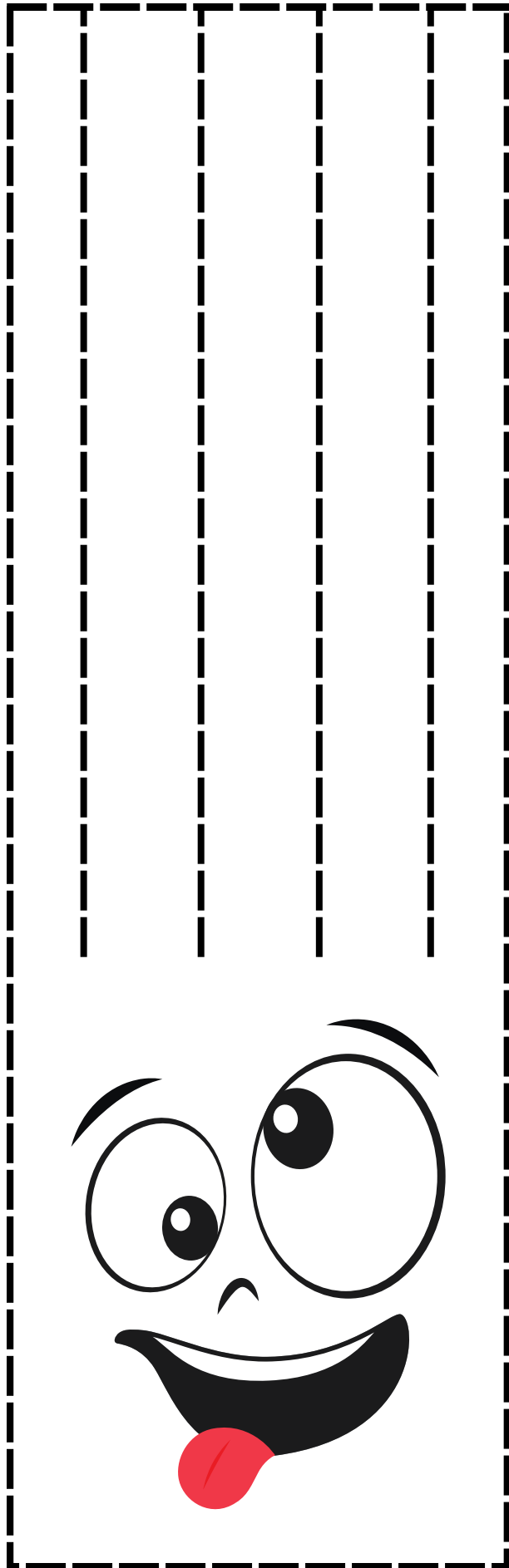
Carefully trace along the dotted line then color the picture.

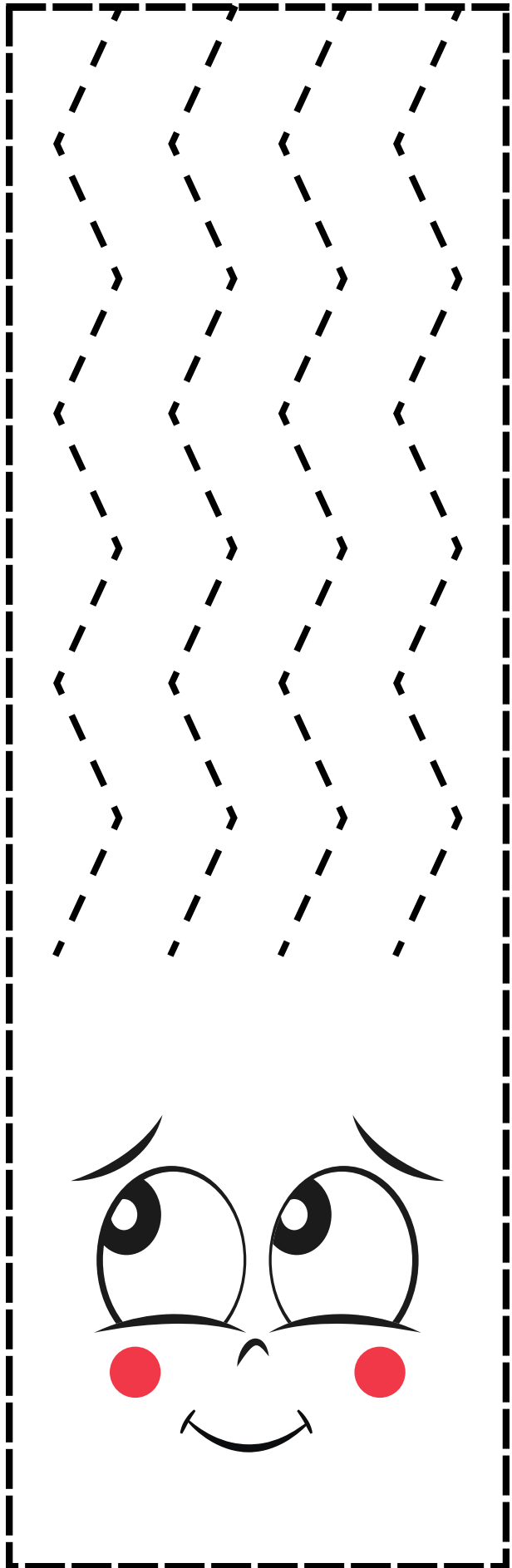
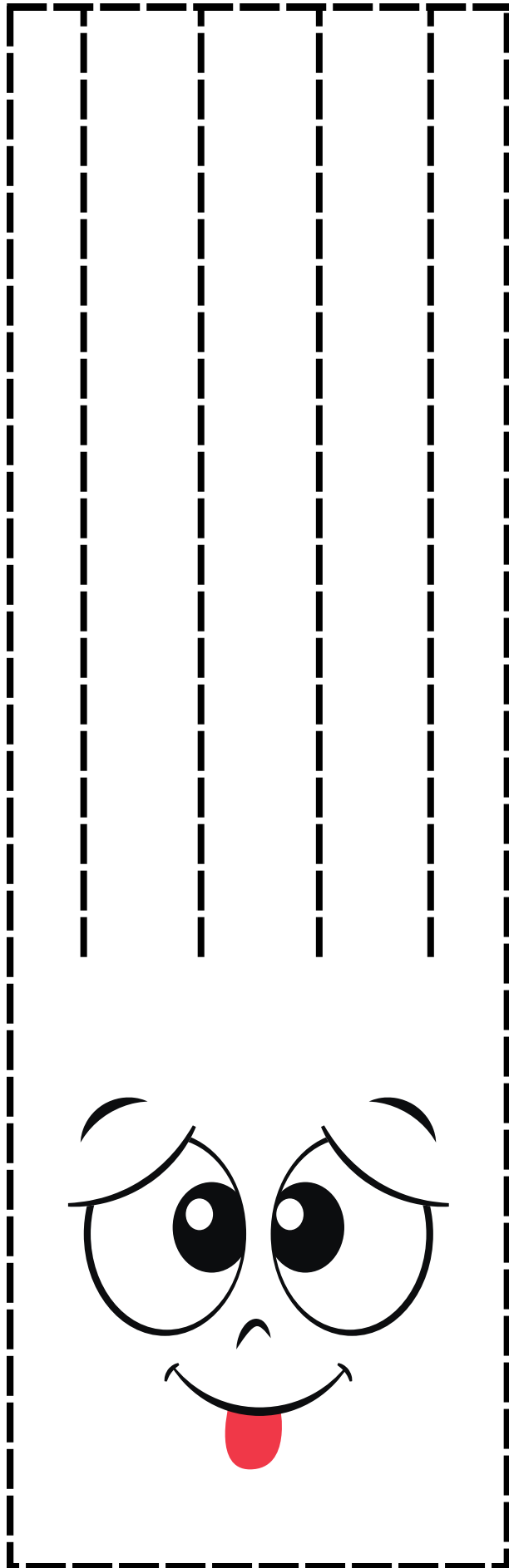


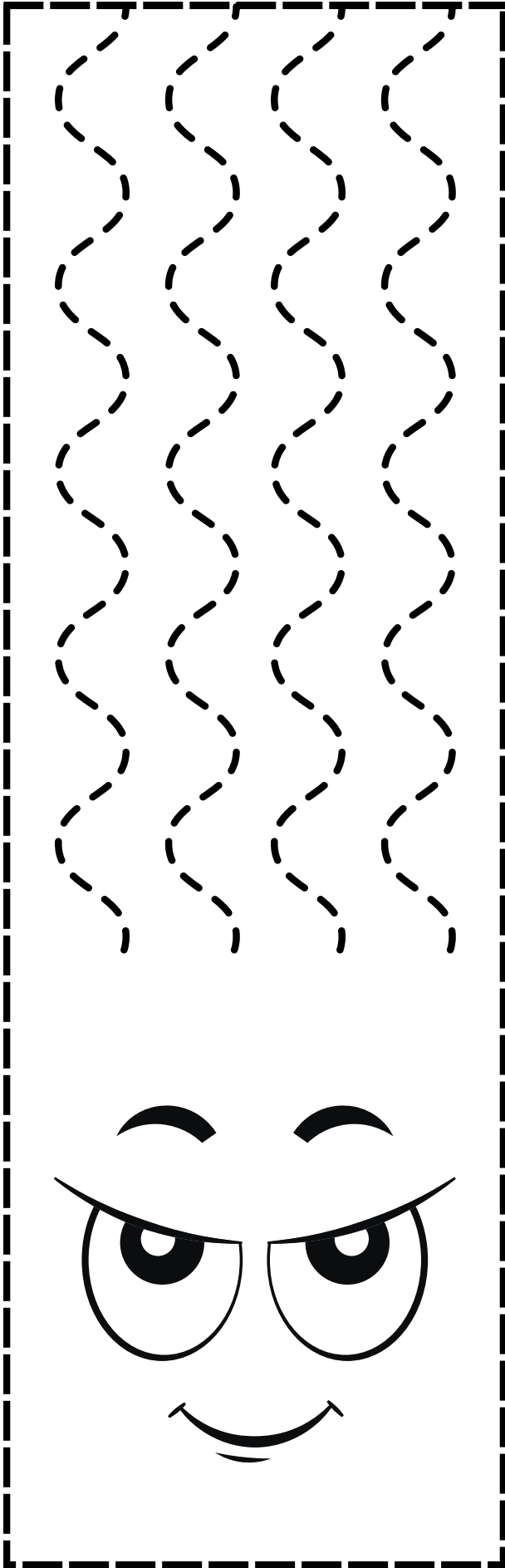

# SPRING TRACING


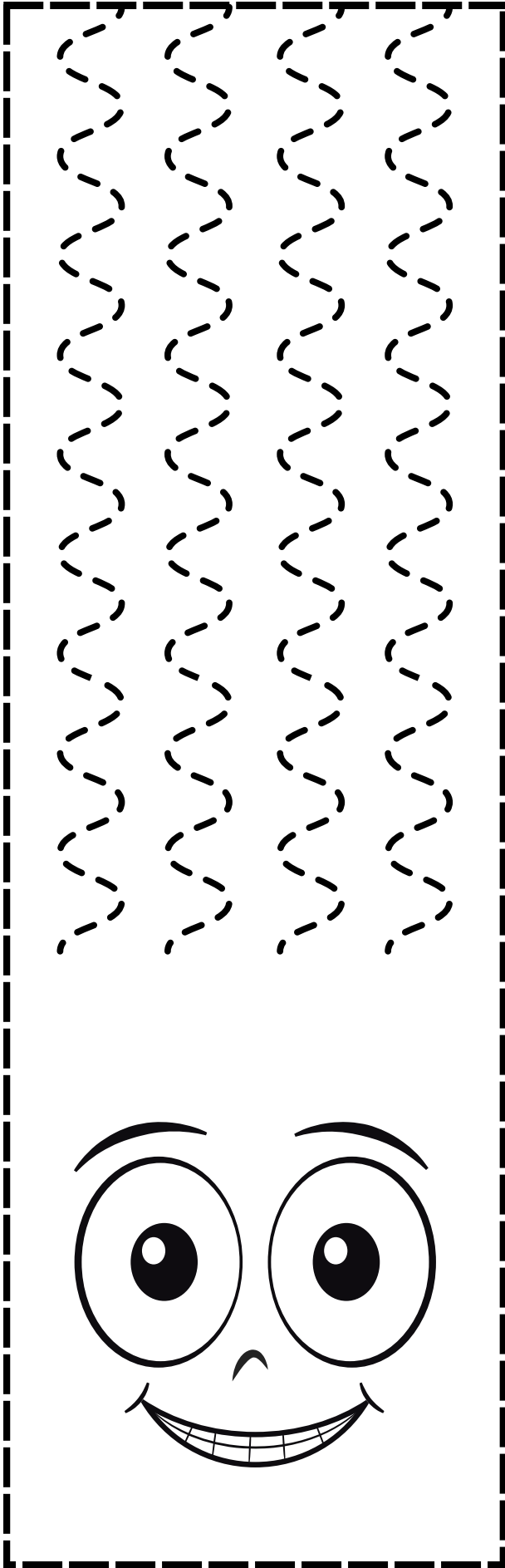
Carefully trace along the dotted line then color the picture.













This box contains four vertical columns of dashed wavy lines for tracing. Below the lines is a cartoon illustration of an angry face with furrowed brows and a downturned mouth.

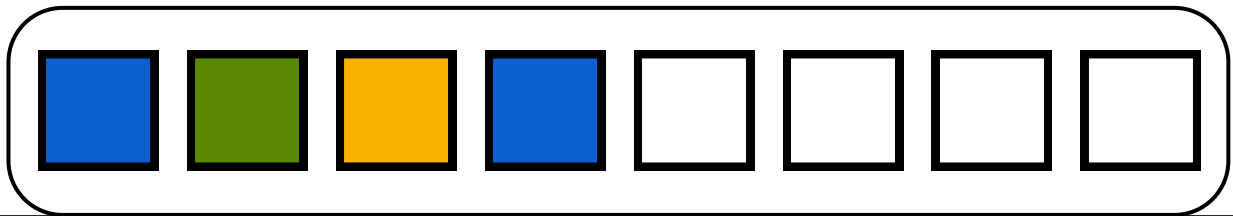
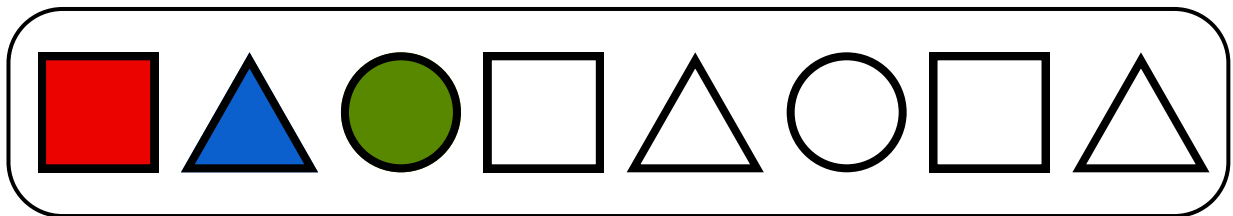
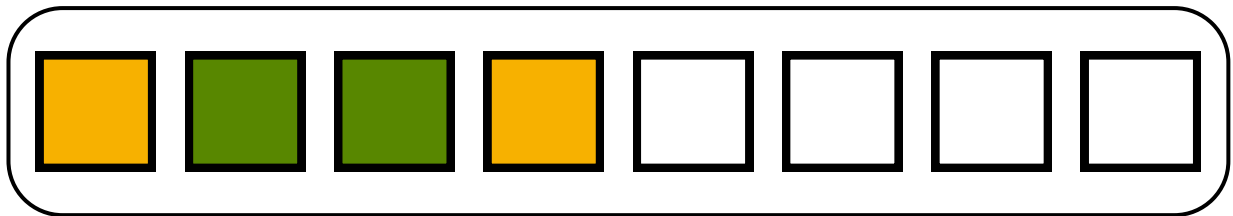
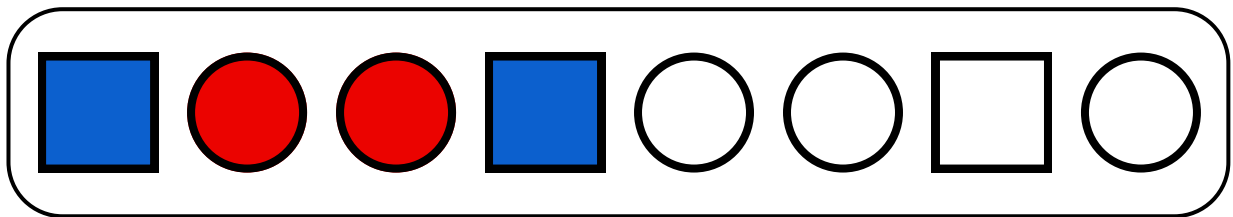
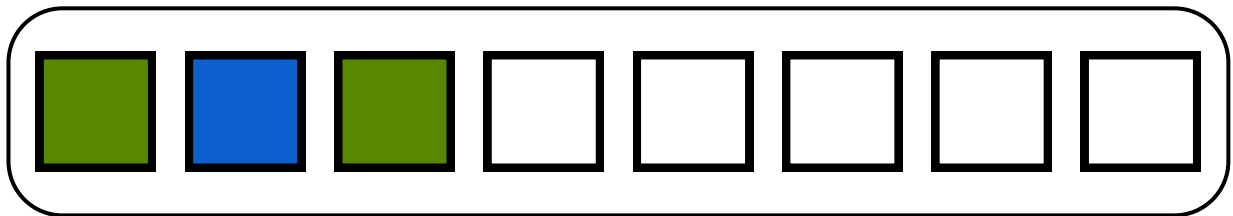
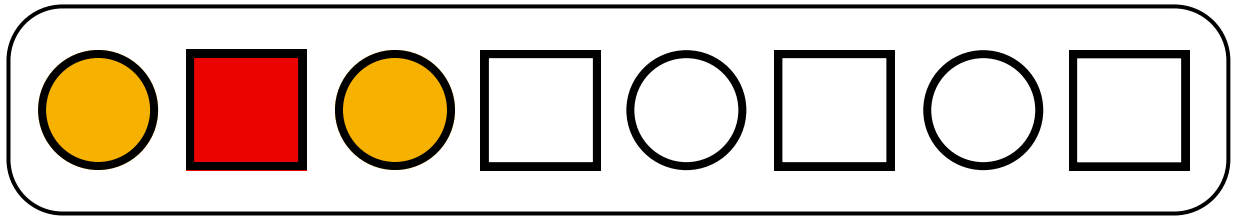
This box contains four vertical columns of dashed zigzag lines for tracing. Below the lines is a cartoon illustration of a happy face with wide eyes and a large, toothy grin.

Name: \_\_\_\_\_

Date: \_\_\_\_\_

# Finish the Pattern

What comes next? Color in the shapes.












Name: \_\_\_\_\_

Date: \_\_\_\_\_

# let's count SHAPES!



Count and write your answers in the chart below



	<input type="text"/>		<input type="text"/>		<input type="text"/>		<input type="text"/>
	<input type="text"/>		<input type="text"/>		<input type="text"/>		<input type="text"/>

# COLORFUL SHAPES

Color the shapes correctly.



Name: \_\_\_\_\_ Date: \_\_\_\_\_

# ALL ABOUT MY NAME

My name is:

\_\_\_\_\_

-----

\_\_\_\_\_

These are the letters in my name:

a	b	c	d	e	f	g
h	i	j	k	l	m	n
o	p	q	r	s	t	u
v	w	x	y	z		

What does your name mean?

\_\_\_\_\_

\_\_\_\_\_

\_\_\_\_\_

\_\_\_\_\_

\_\_\_\_\_

Name: \_\_\_\_\_ Date: \_\_\_\_\_

# TRACING NUMBERS 1-5

Trace and write the numbers.

1	1	1	1
2	2	2	2
3	3	3	3
4	4	4	4
5	5	5	5

Name: \_\_\_\_\_ Date: \_\_\_\_\_

# TRACING NUMBERS 6-10



Trace and write the numbers.



6	6	6	6
7	7	7	7
8	8	8	8
9	9	9	9
10	10	10	10



Name: \_\_\_\_\_ Date: \_\_\_\_\_

# COUNTING OBJECTS

Count the objects and circle the correct number.

	<p>1</p> <p>2</p> <p>3</p>		<p>3</p> <p>2</p> <p>4</p>
---	----------------------------	--	----------------------------

	<p>4</p> <p>5</p> <p>3</p>		<p>3</p> <p>5</p> <p>6</p>
---	----------------------------	--	----------------------------

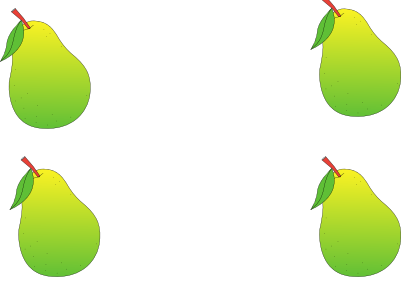

	<p>2</p> <p>1</p> <p>4</p>		<p>2</p> <p>5</p> <p>4</p>
---	----------------------------	--	----------------------------







Name: \_\_\_\_\_ Date: \_\_\_\_\_

# COUNTING OBJECTS

Count the objects and circle the correct number.

	<input type="radio"/> 5
	<input type="radio"/> 4
	<input type="radio"/> 6
	<input type="radio"/> 8
	<input type="radio"/> 6
	<input type="radio"/> 4

	<input type="radio"/> 7
	<input type="radio"/> 9
	<input type="radio"/> 6
	<input type="radio"/> 6
	<input type="radio"/> 7
	<input type="radio"/> 8

	<input type="radio"/> 7
	<input type="radio"/> 6
	<input type="radio"/> 8
	<input type="radio"/> 9
	<input type="radio"/> 8
	<input type="radio"/> 10

Name: \_\_\_\_\_ Date: \_\_\_\_\_

# MISSING NUMBERS 1-5

Paste the missing numbers.

1	2		4	5
---	---	--	---	---

1	2	3		5
---	---	---	--	---

	2	3	4	5
--	---	---	---	---

1		3	4	
---	--	---	---	--

2	4	5	3	1
---	---	---	---	---

Name: \_\_\_\_\_ Date: \_\_\_\_\_

# MISSING NUMBERS 6-10

Paste the missing numbers.

	7	8	9	10
--	---	---	---	----

6	7	8	9	
---	---	---	---	--

6	7		9	10
---	---	--	---	----

6		8		10
---	--	---	--	----

7	6	8	9	10
---	---	---	---	----