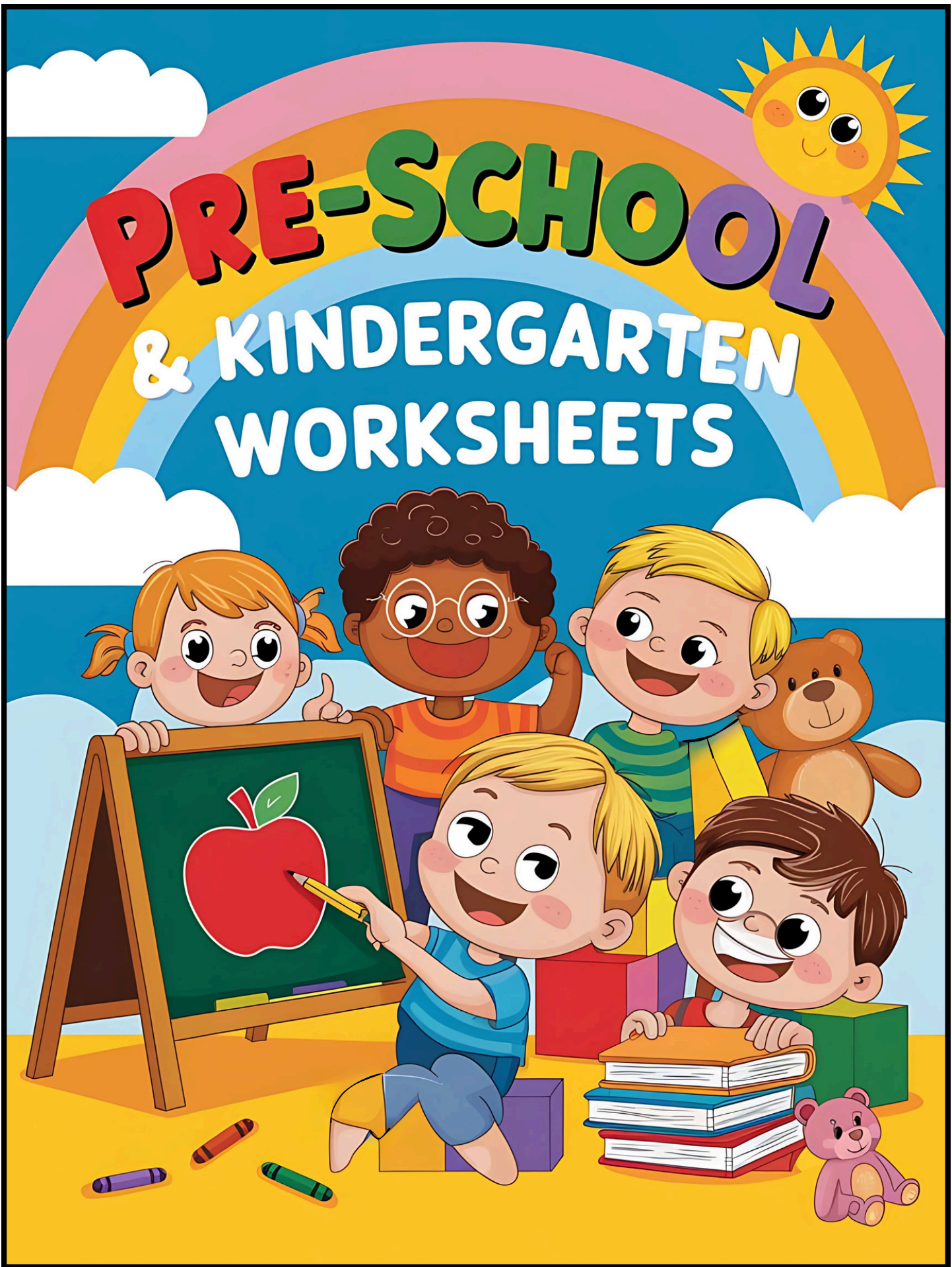



PRE-SCHOOL & KINDERGARTEN WORKSHEETS





All About Me

Draw your selfie and complete about you

My Selfie



My name is _____

I am _____

I live in _____

My favorites

Food _____

Color _____

Subject _____

Activity _____

Animal _____

Season _____

Four words that describe me

1 _____

2 _____

3 _____

4 _____

Fun facts about me




Name _____

Date _____

SCHOOL SUPPLIES


Identify the pictures below. Use the word bank below to name each picture.




.....



.....



.....



.....

Word Bank:

notebook	binder clips	paper clips	pencils
----------	--------------	-------------	---------

Name _____

Date _____

SCHOOL SUPPLIES


Identify the pictures below. Use the word bank below to name each picture.




.....



.....



.....



.....

Word Bank:

crayons	eraser	rulers	sharpener
---------	--------	--------	-----------

Name _____

Date _____

SCHOOL SUPPLIES


Identify the pictures below. Use the word bank below to name each picture.



.....



.....



.....



.....

Word Bank:

scissors	glue	markers	laptop
----------	------	---------	--------

Name _____


Date _____

SCHOOL SUPPLIES

Identify the pictures below. Use the word bank below to name each picture.



.....



.....



.....



.....

Word Bank:

calculator	globe	highlighter	paintbrush
------------	-------	-------------	------------

Name _____

Date _____

SENTENCE WRITING

Look at the picture below. Write a sentence that tells about the picture.



Name _____

Date _____

SENTENCE WRITING

Look at the picture below. Write a sentence that tells about the picture.




Name _____

Date _____

SENTENCE WRITING

Look at the picture below. Write a sentence that tells about the picture.







Name _____

Date _____

COUNTING SCHOOL SUPPLIES




Find and count the following items.



Name _____

Date _____

COUNTING SCHOOL SUPPLIES



Find and count the following items.




Name _____

Date _____

GRAPHING ACTIVITY

Find and graph the items listed. Then answer the questions below.



10				
9				
8				
7				
6				
5				
4				
3				
2				
1				

How many of each?



Which item did you find the most of?

Which item did you find the least of?


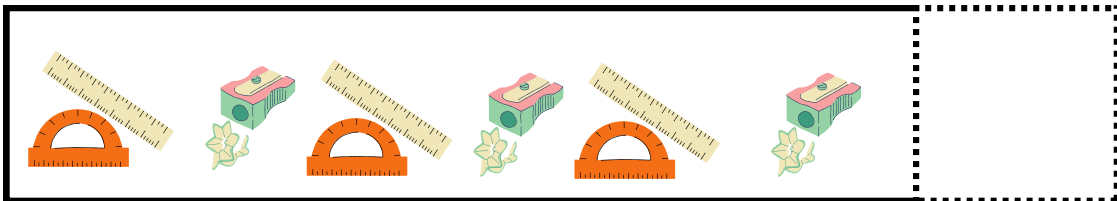





Name _____


Date _____

FINISH THE PATTERN


Look at the patterns below. Cut out the images at the bottom. Paste the image that comes next in each pattern.




Matching Puzzles: COUNTING TO 10




10



9




8




7

Matching Puzzles: COUNTING TO 10




A box containing six mangoes arranged in two rows of three. Below the mangoes is a dashed line forming a house shape, and the number 6 is written in the center.

6




A box containing five strawberries arranged in two rows: three in the top row and two in the bottom row. Below the strawberries is a dashed line forming a house shape, and the number 5 is written in the center.

5



A box containing four lemons arranged in two columns of two. Below the lemons is a dashed line forming a house shape, and the number 4 is written in the center.


4




A box containing three pears arranged in two columns: one in the top left and two in the right column. Below the pears is a dashed line forming a house shape, and the number 3 is written in the center.

3

Matching Puzzles: COUNTING TO 10




2



10




9




8


Matching Puzzles: COUNTING TO 10




7



6




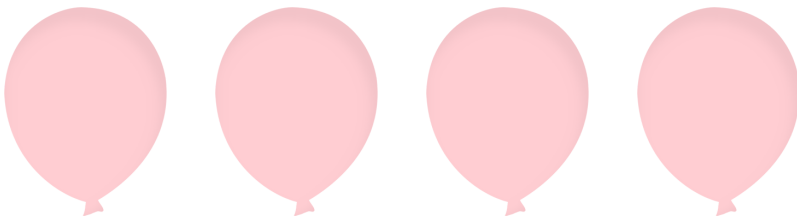
5



4

BALLOON COUNTING

Count the balloons and write the number in the box.



Alphabet Matching Puzzles


Aa



Bb



Cc




Dd



Alphabet Matching Puzzles

Ee



Ff



Gg

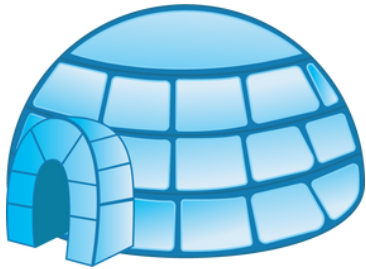


Hh



Alphabet Matching Puzzles

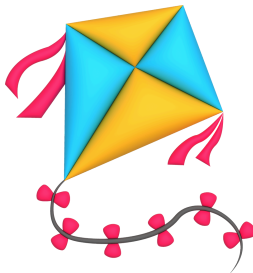
li



Jj



Kk




LI




Alphabet Matching Puzzles

Mm




Nn



Oo



Pp




Alphabet Matching Puzzles


Qq



Rr



Ss



Tt



Alphabet Matching Puzzles

Uu



Vv



Ww



Xx



Alphabet Matching Puzzles

Yy





Zz




Scissor Skills

Cut along the dotted lines..



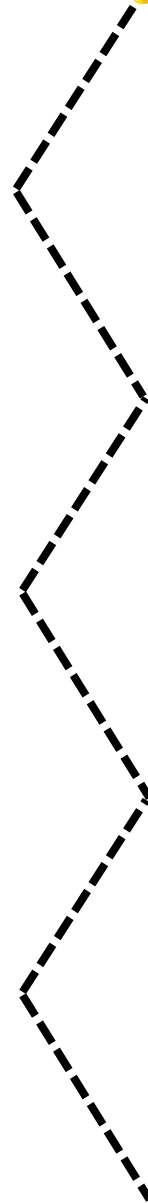

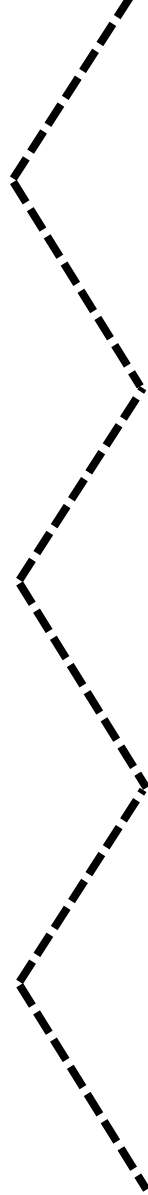

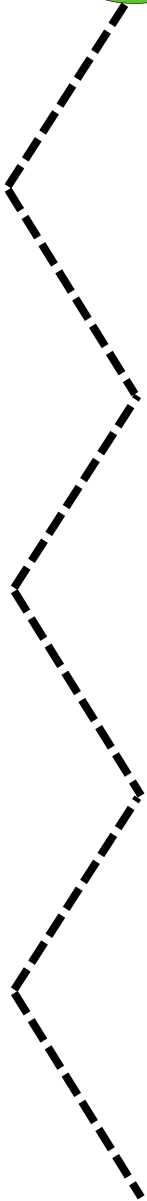

Scissor Skills

Cut along the dotted lines..




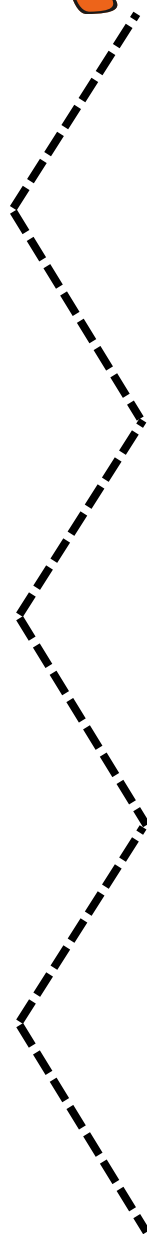
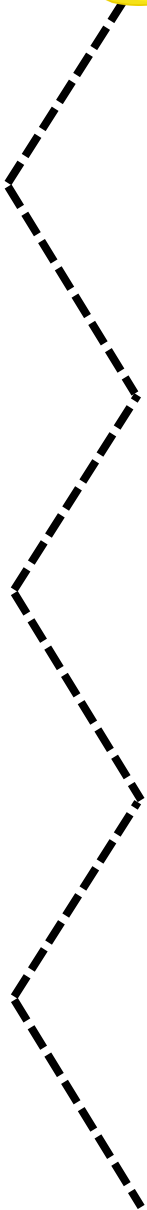


Scissor Skills

Cut along the dotted lines..



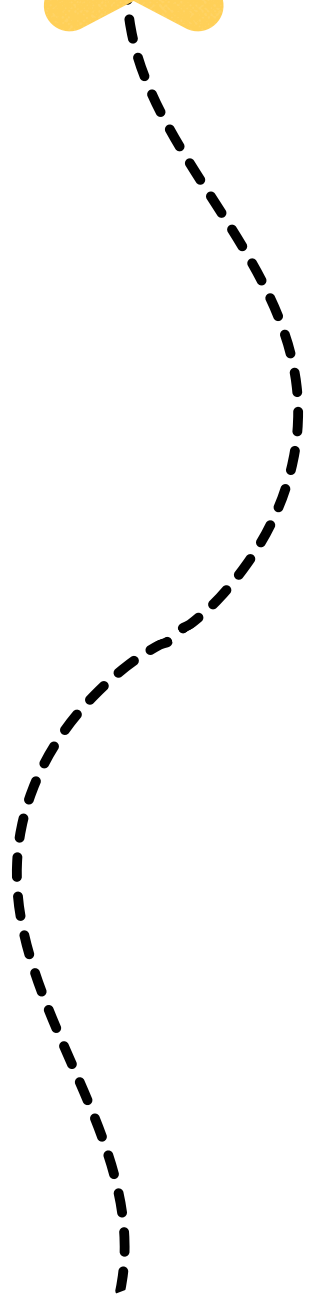
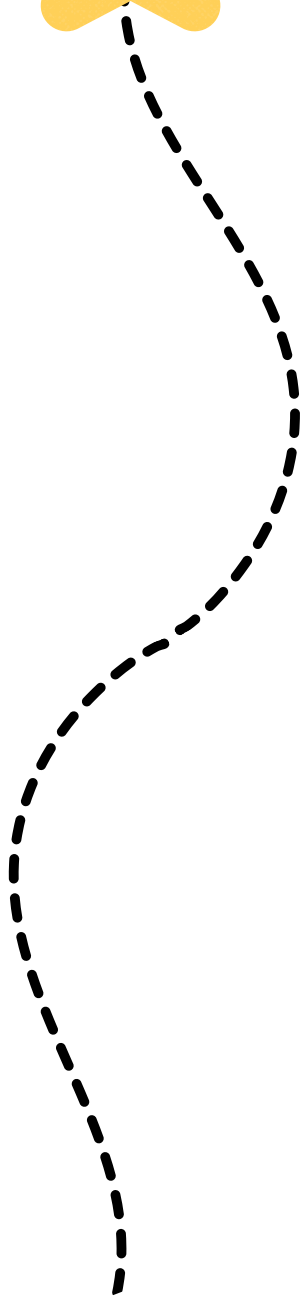
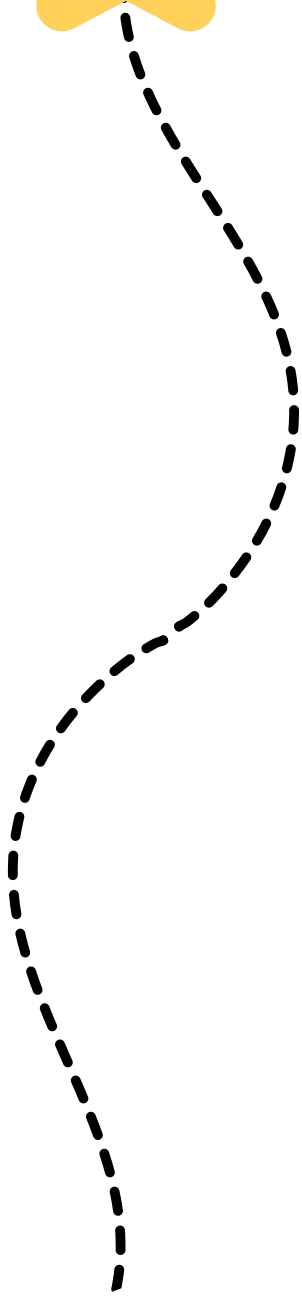
Scissor Skills

Cut along the dotted lines..



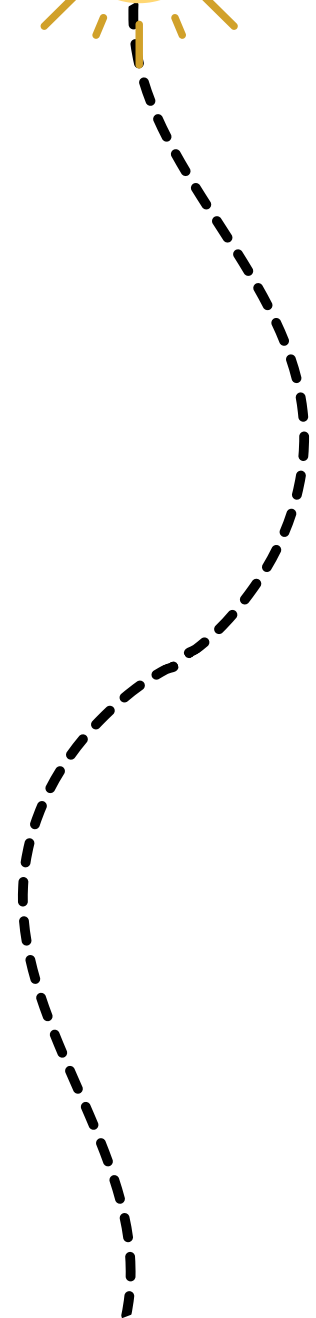

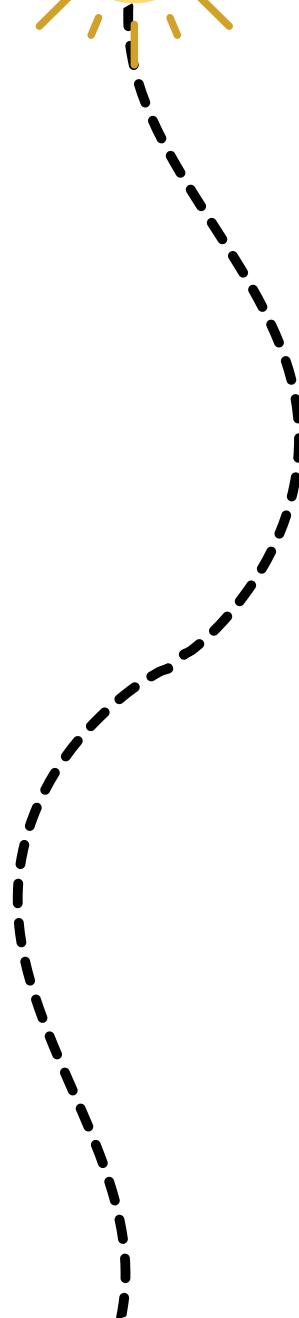

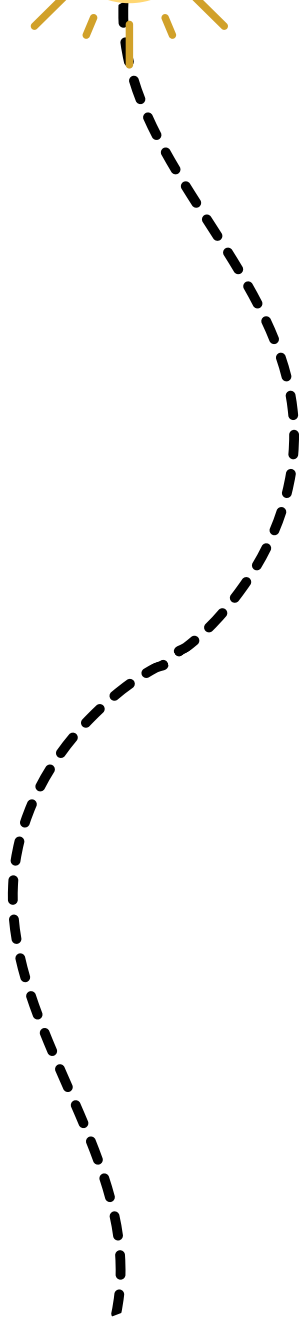

Scissor Skills

Cut along the dotted lines..




Scissor Skills

Cut along the dotted lines..





Scissor Skills



Cut along the dotted lines..





Adding Lady Bugs

Add the dots on both lady bugs and write the number in the squares below!

 +  =

 +  =

 +  =

 +  =

 +  =

Name:

Date:

Numbers and Fingers


Can you find the matching number to each hand?



6




7



8









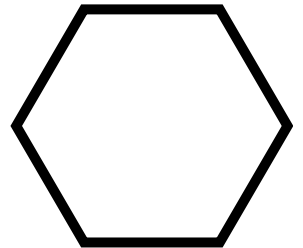




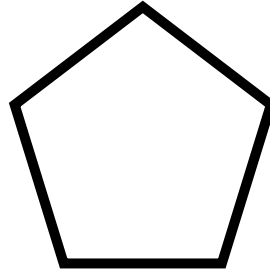

9



10


DIGITAL SHAPE MATCH

Drag and drop the colored shapes into their outlines.





My name is

A self portrait




four things i love

Draw four of your favourite things in the frames:



I know my positions


Circle the correct bolded word in each sentence:




The fish is
on
in
the bowl




The man is
under
on
the chair



The fish is
on
in
the plate



The crayons are
on
in
the box




The sun is
in front of
behind
the cloud








The hat is
on
under
the cat's head

I CAN SOUND OUT WORDS

Write the first letter of the word next to each picture:

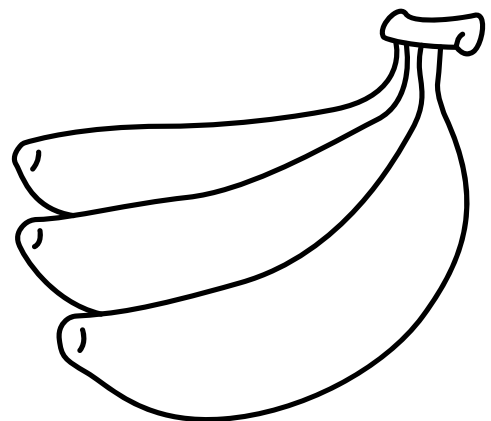





a





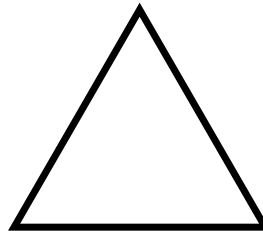

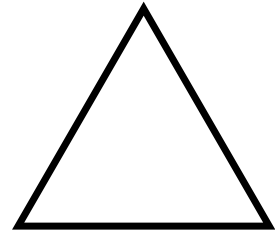


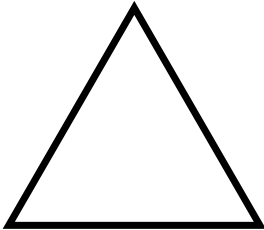








I can match colours

Colour the blank image the same colour as the coloured version:




I know my shapes

Colour the shapes the following colours:




SPRING TRACING

Carefully trace along the dotted line then color the picture.




SPRING TRACING

Carefully trace along the dotted line then color the picture.




SPRING TRACING

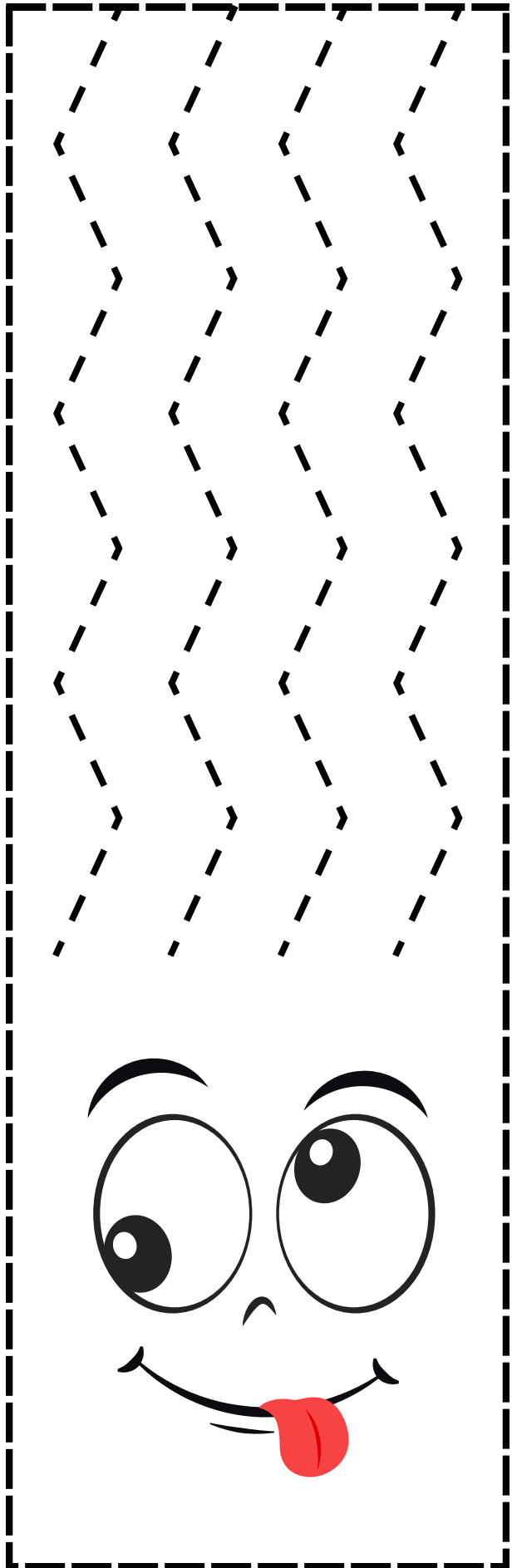
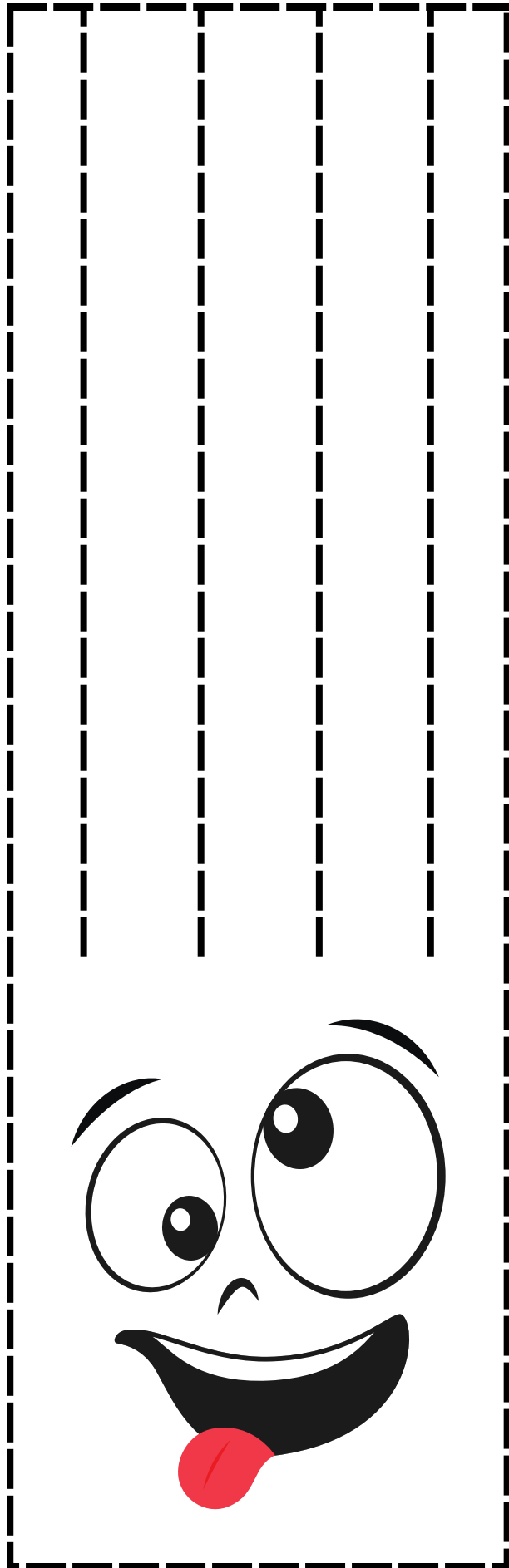
Carefully trace along the dotted line then color the picture.

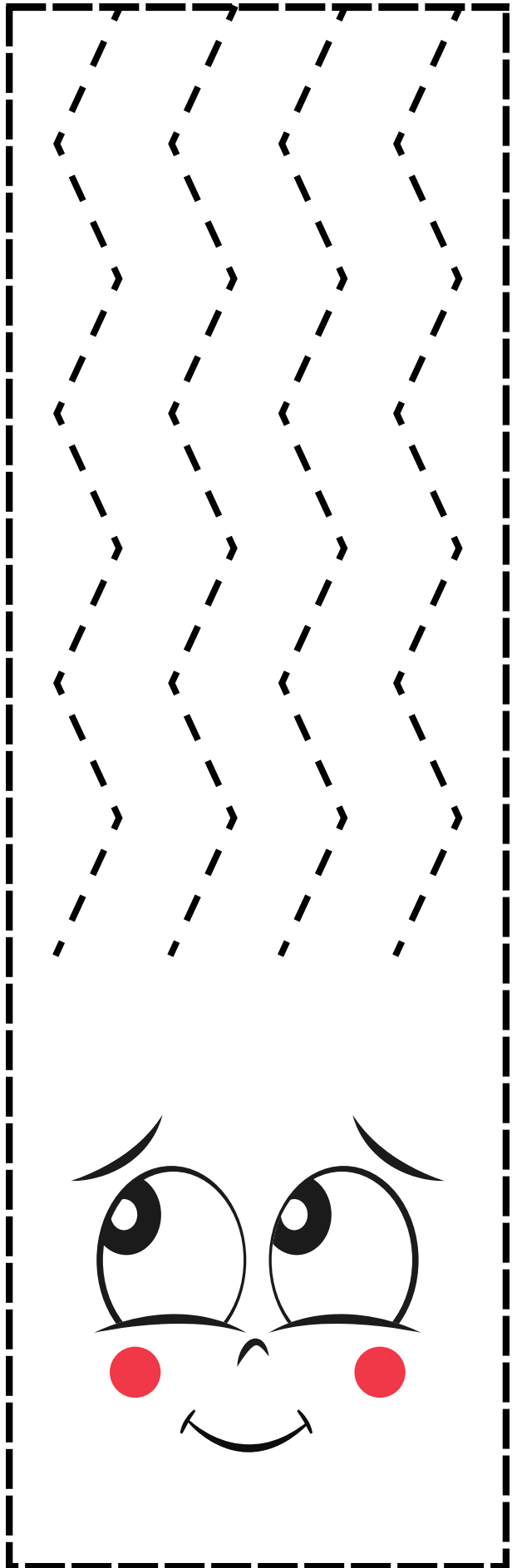
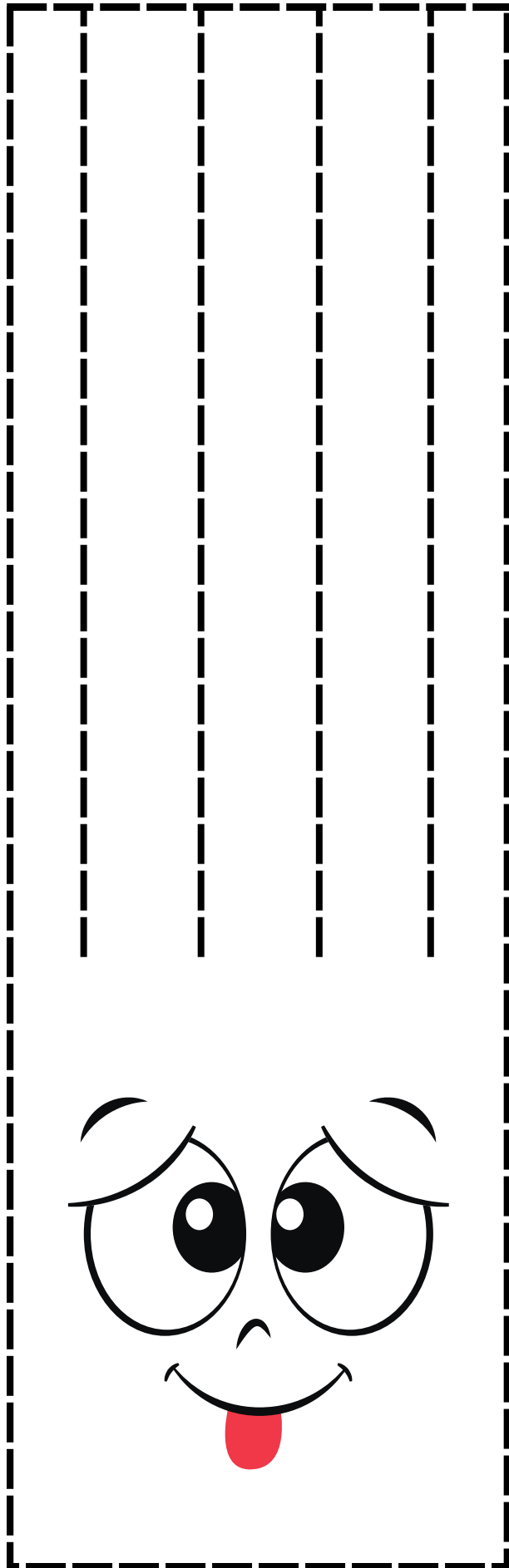


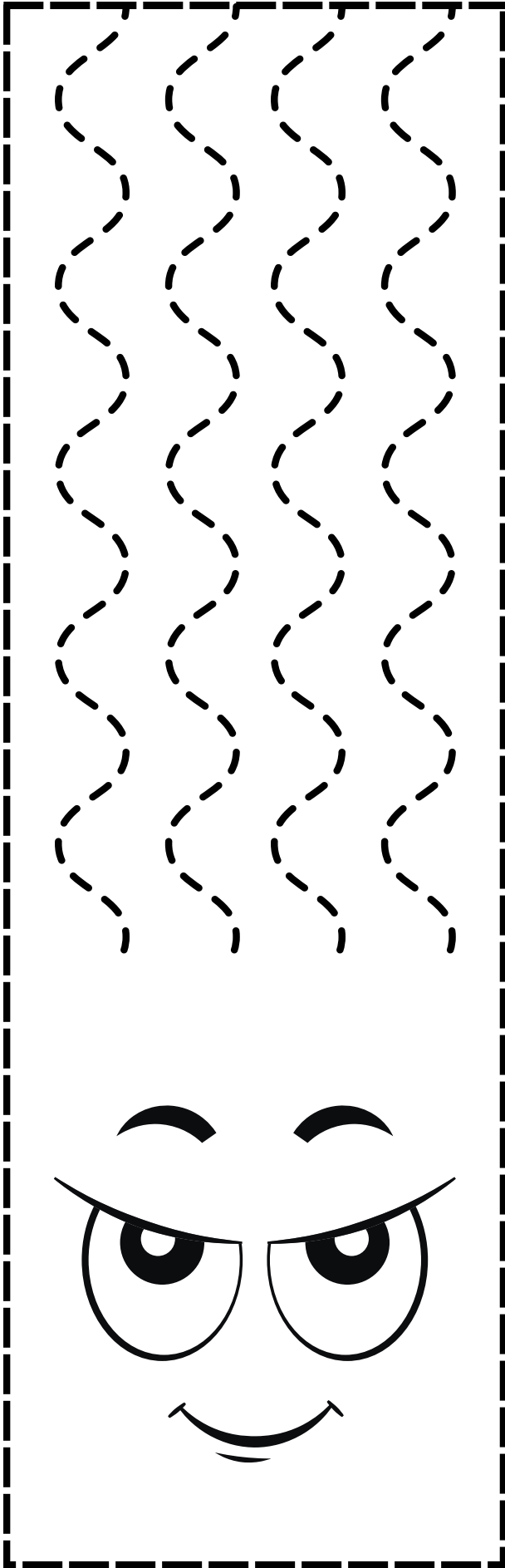

SPRING TRACING


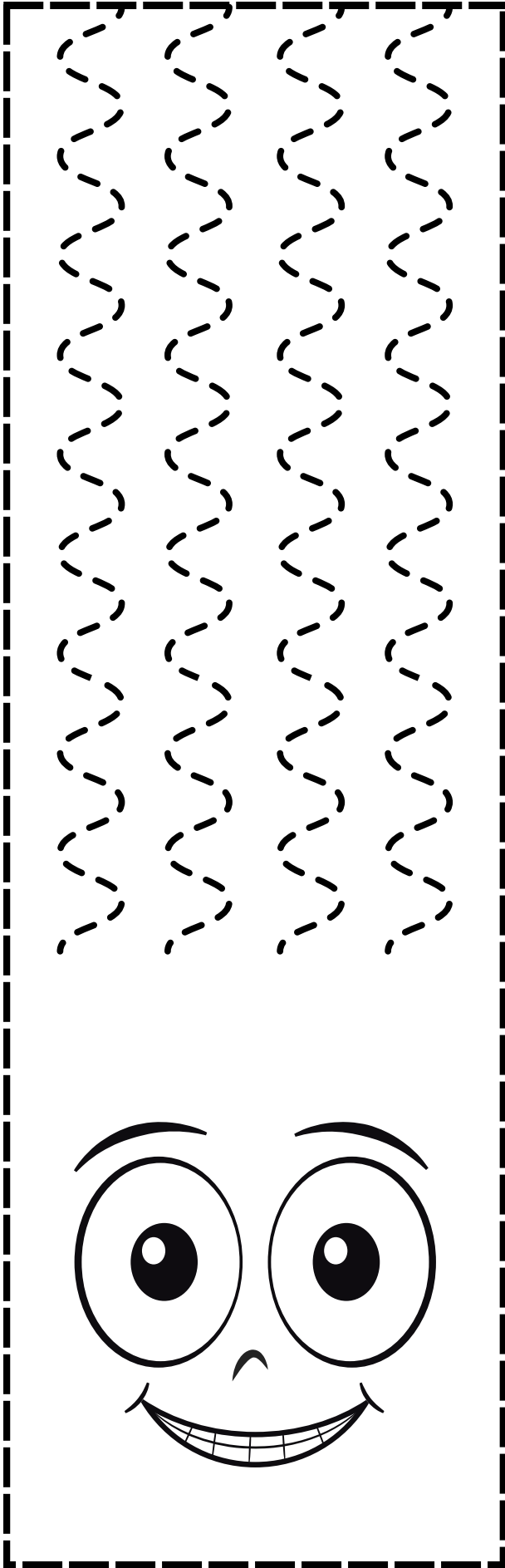
Carefully trace along the dotted line then color the picture.











This section contains a large dashed rectangular box. Inside the box, the top half features four vertical columns of wavy, dashed lines for tracing. The bottom half features a cartoon illustration of an angry face with furrowed brows, wide eyes, and a downturned mouth.

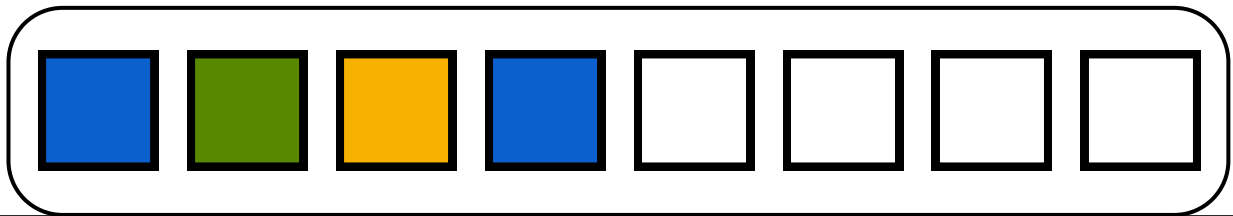
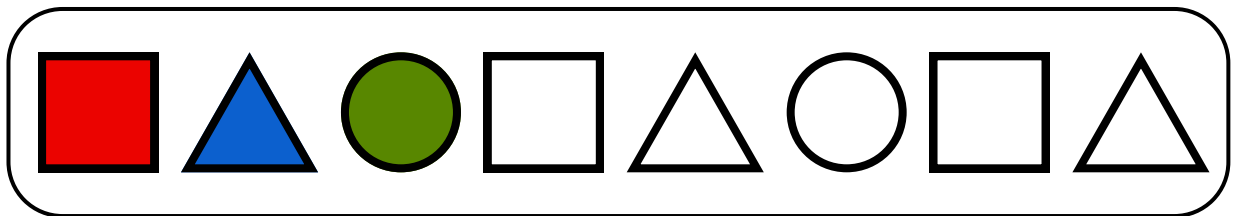
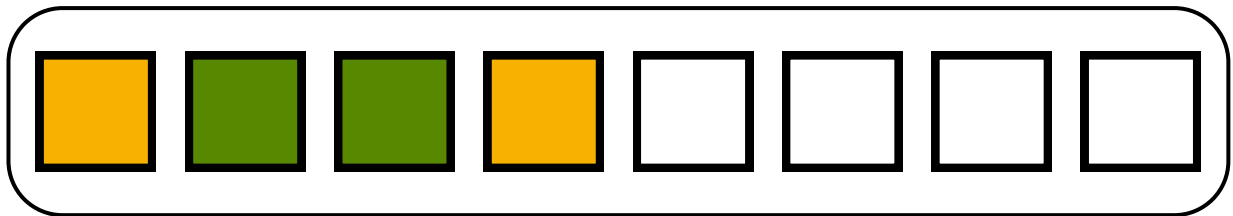
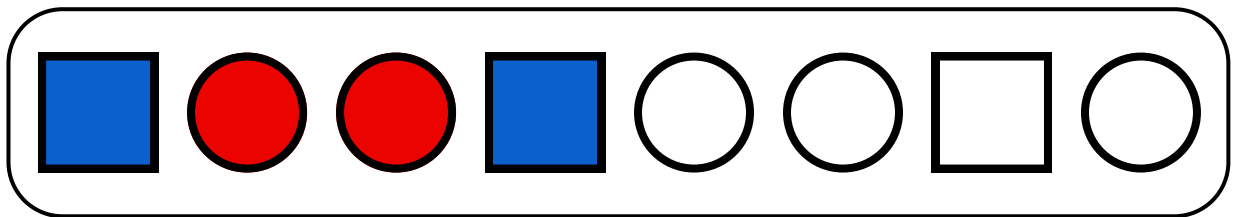
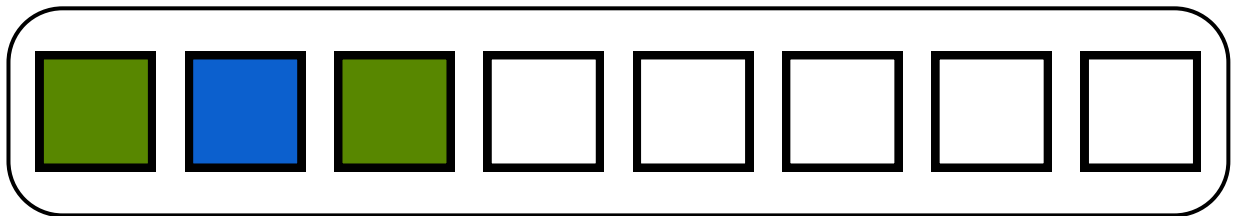
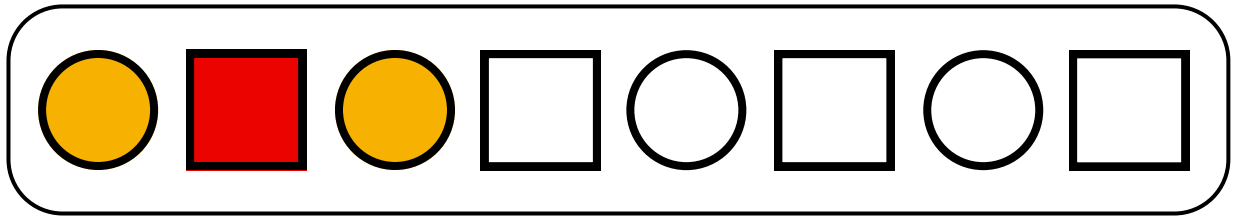
This section contains a large dashed rectangular box. Inside the box, the top half features four vertical columns of zigzag, dashed lines for tracing. The bottom half features a cartoon illustration of a happy face with a wide, toothy grin, squinted eyes, and a single eyebrow raised.

Name: _____

Date: _____

Finish the Pattern

What comes next? Color in the shapes.












Name: _____

Date: _____

let's count SHAPES!



Count and write your answers in the chart below



	<input type="text"/>		<input type="text"/>		<input type="text"/>		<input type="text"/>
	<input type="text"/>		<input type="text"/>		<input type="text"/>		<input type="text"/>

COLORFUL SHAPES

Color the shapes correctly.



Name: _____ Date: _____

ALL ABOUT MY NAME

My name is:

These are the letters in my name:

a	b	c	d	e	f	g
h	i	j	k	l	m	n
o	p	q	r	s	t	u
v	w	x	y	z		

What does your name mean?

Name: _____ Date: _____

TRACING NUMBERS 1-5

Trace and write the numbers.

1	1	1	1
2	2	2	2
3	3	3	3
4	4	4	4
5	5	5	5

Name: _____ Date: _____

TRACING NUMBERS 6-10



Trace and write the numbers.



6	6	6	6
7	7	7	7
8	8	8	8
9	9	9	9
10	10	10	10



Name: _____ Date: _____

COUNTING OBJECTS

Count the objects and circle the correct number.

	<input type="radio"/> 1 <input type="radio"/> 2 <input type="radio"/> 3		<input type="radio"/> 3 <input type="radio"/> 2 <input type="radio"/> 4
---	---	--	---

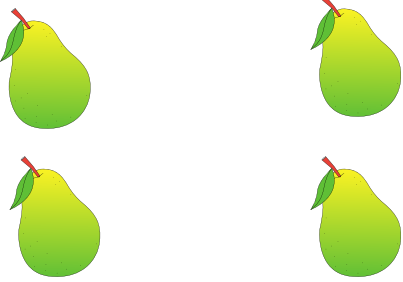

	<input type="radio"/> 4 <input type="radio"/> 5 <input type="radio"/> 3		<input type="radio"/> 3 <input type="radio"/> 5 <input type="radio"/> 6
---	---	--	---



	<input type="radio"/> 2 <input type="radio"/> 1 <input type="radio"/> 4		<input type="radio"/> 2 <input type="radio"/> 5 <input type="radio"/> 4
---	---	--	---



Name: _____ Date: _____

COUNTING OBJECTS

Count the objects and circle the correct number.

	<input type="radio"/> 5
	<input type="radio"/> 4
	<input type="radio"/> 6
	<input type="radio"/> 8
	<input type="radio"/> 6
	<input type="radio"/> 4

	<input type="radio"/> 7
	<input type="radio"/> 9
	<input type="radio"/> 6
	<input type="radio"/> 6
	<input type="radio"/> 7
	<input type="radio"/> 8

	<input type="radio"/> 7
	<input type="radio"/> 6
	<input type="radio"/> 8
	<input type="radio"/> 9
	<input type="radio"/> 8
	<input type="radio"/> 10

Name: _____ Date: _____

MISSING NUMBERS 1-5

Paste the missing numbers.

1	2		4	5
---	---	--	---	---

1	2	3		5
---	---	---	--	---

	2	3	4	5
--	---	---	---	---

1		3	4	
---	--	---	---	--

2	4	5	3	1
---	---	---	---	---

Name: _____ Date: _____

MISSING NUMBERS 6-10

Paste the missing numbers.

	7	8	9	10
--	---	---	---	----

6	7	8	9	
---	---	---	---	--

6	7		9	10
---	---	--	---	----

6		8		10
---	--	---	--	----

7	6	8	9	10
---	---	---	---	----