



bODrOrk

Handwriting & Practice

WORKBOOK

4 in 1



Trace Letters

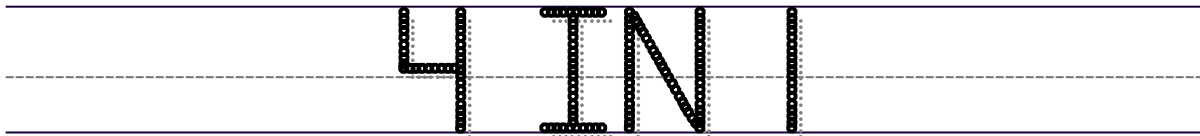
ALPHABET

Handwriting



Practice

WorkBook

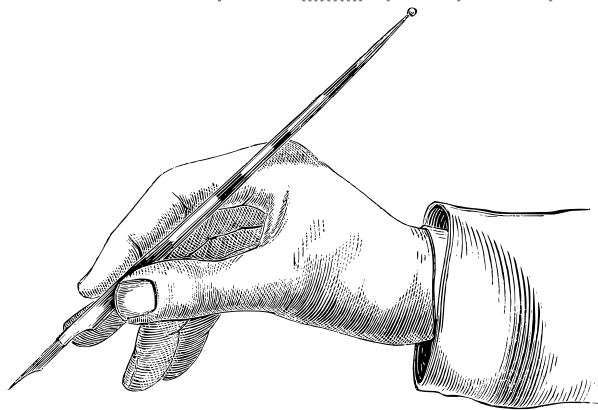


Letters

Numbers

Words

Sentences





This book belongs to:

This book is a practice workbook for the Little Champion for writing letters, numbers, words, and short sentences.

The guidelines and confidence to write all letters, numbers, words, and sentences are provided in this book.

Exclusive Resources Collection

We offer all of our services through Patreon. You can purchase this massive collection of resources at the Patreon collection or at the following link.

Just 15 \$ for Thousands of coloring pages & Educational Resources

- Over 10000+ New Coloring Pages
- Math Workbooks
- Educational Workbooks – Tracing, CVC, and Subject-Based Learning.
- Kids' Activity Books – Drawing, Scissor Skills, and Dot-To-Dot, and More
- Journals for Growth- Gratitude, Shadow Work, Reflection, Productivity, Manifestation, and More.
- Planners-Teacher, Student, Travel, Mental Health, and Other Life Planners.
- Many Resources for Commercial Use
- Resale License
- Many of Them are Fully Editable
- Fully Formatted-Print Ready
- Exclusive E-Book Collection- Recipes, Health, Story Books & Travel Books
- All Resources Have Stunning Cover Pages

Bonus Bundle

- 250+ KDP Interiors – Log books, Record books, kids' books, Activity books, and More.
- 16,000+ Coloring Pages – Includes 5,000 Mandalas.
- 16,000+ Puzzles – Word Searches, Number Searches, and Sudoku.

All resources are already uploaded to Patreon and after purchase, you can download all of them instantly and you will have access to future uploads as well.

Just 15\$ for all the above

To Purchase : **[Patreon Collection Download](#)**


Or Search on Google : **[Patreon free coloring pages pro](#)** and find collection (main menu)

Notes



All rights reserved. No part of this publication may be reproduced or transmitted in any means, electronic or mechanical, including photocopy, recording or any information storage and retrieval system without written permission from the author.

Copyright@2024 freecoloringpagespro
All rights reserved



CONTENTS

1 Learn to write letters

Uppercase handwriting practice A to Z

Lowercase handwriting practice a to z

Uppercase handwriting practice Z to A

Lowercase handwriting practice z to a

2 Learn to write your name

3 Learn to write words

4 Learn to write numbers

5 Learn to write sentences

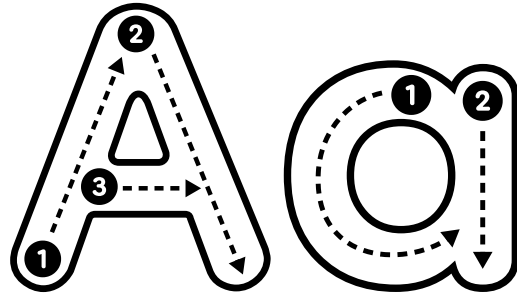

4 in 1 handwriting practice



Learn to Write Letters. 1

How to trace the letter A & a



A is for **Alligator**





Trace the uppercase letters.



Trace the lowercase letters.



Trace the uppercase & lowercase letters.



Practice Writing Uppercase Letters.

A

A

A

Write the lowercase letters.

a

a

a

Write the uppercase & lowercase letters.

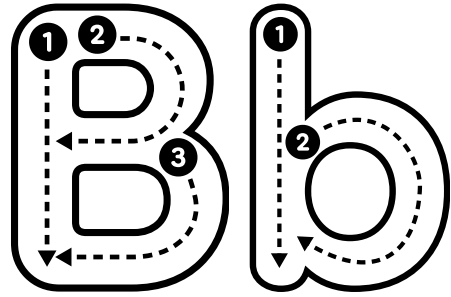

Aa

Aa



Aa

B is for **Bear**



How to trace the letter B & b





Trace the uppercase letter.



Trace the lowercase letter.



Trace the uppercase & lowercase letter.



Write the uppercase letter.

B

B

B

Write the lowercase letter.

b

b

b

Write the uppercase & lowercase letter.

Bb

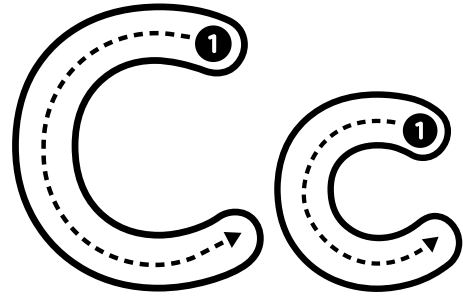
Bb

Bb

C is for **Cat**



How to trace the letter C & c



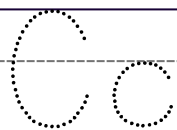
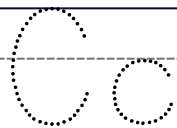
Trace the uppercase letter.



Trace the lowercase letter.



Trace the uppercase & lowercase letter.



Write the uppercase letter.

C

C

C

Write the lowercase letter.

c

c

c


Write the uppercase & lowercase letter.

C c

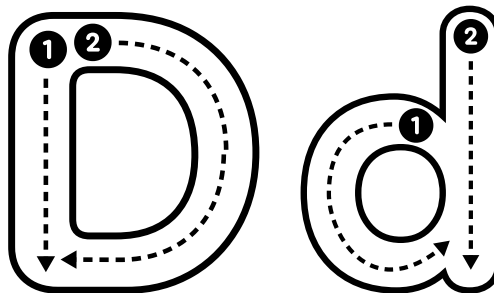
C c

C c

D is for **Dog**





How to trace the letter D & d





Trace the uppercase letter.



Trace the lowercase letter.



Trace the uppercase & lowercase letter.



Write the uppercase letter.

D

D

D

Write the lowercase letter.

d

d

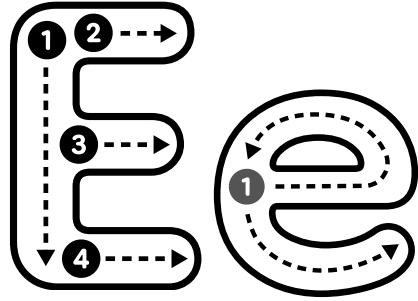

d

Write the uppercase & lowercase letter.


Dd

Dd

Dd




Practice writing uppercase letters.



Practice writing lowercase letters.



Practice writing uppercase & lowercase letters.



Practice writing uppercase letters.

E

E

E

Practice writing lowercase letters.

e

e

e


Practice writing uppercase & lowercase letters.

E e

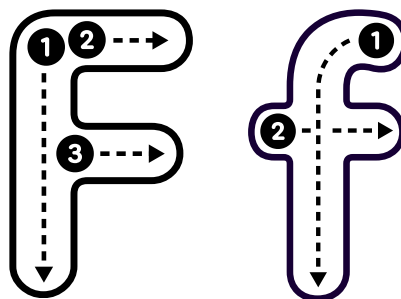
E e

E e


F is for **Fish**




How to trace the letter F & f




Trace the uppercase letter.



Trace the lowercase letter.



Trace the uppercase & lowercase letter.



Write the uppercase letter.

F

F

F

Write the lowercase letter.

f

f

f

Write the uppercase & lowercase letter.

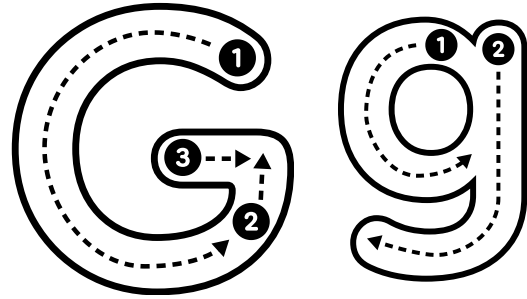

Ff

Ff

Ff

G is for **Goat**

How to trace the letter G & g



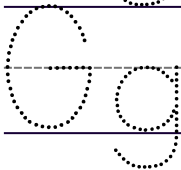
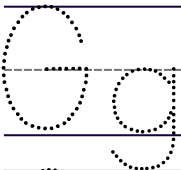
Trace the uppercase letter.



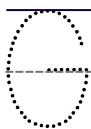
Trace the lowercase letter.



Trace the uppercase & lowercase letter.



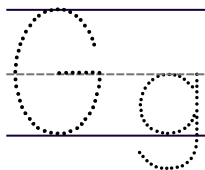
Write the uppercase letter.




Write the lowercase letter.



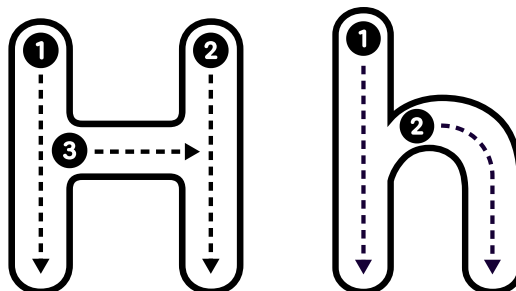
Write the uppercase & lowercase letter.




H is for Hippo




How to trace the letter H & h




Trace the uppercase letter.



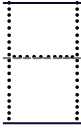
Trace the lowercase letter.



Trace the uppercase & lowercase letter.





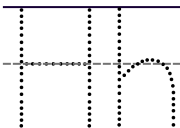
Write the uppercase letter.




Write the lowercase letter.



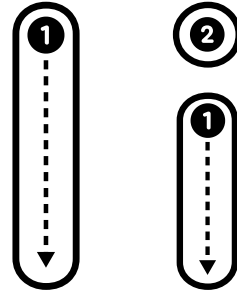
Write the uppercase & lowercase letter.



I is for Iguana



How to trace the letter I & i



Trace the uppercase letters.

Tracing practice for uppercase 'I' on a three-line grid. The first row shows a dotted uppercase 'I' for tracing. The second row shows a dotted uppercase 'I' for tracing. The third row shows a dotted uppercase 'I' for tracing.

Trace the lowercase letters.

Tracing practice for lowercase 'i' on a three-line grid. The first row shows a dotted lowercase 'i' for tracing. The second row shows a dotted lowercase 'i' for tracing. The third row shows a dotted lowercase 'i' for tracing.

Trace the uppercase & lowercase letters.

Tracing practice for uppercase 'I' and lowercase 'i' on a three-line grid. The first row shows a dotted uppercase 'I' and a dotted lowercase 'i' for tracing. The second row shows a dotted uppercase 'I' and a dotted lowercase 'i' for tracing. The third row shows a dotted uppercase 'I' and a dotted lowercase 'i' for tracing.

Write the uppercase letters.

I

I

I

Write the lowercase letters.

i

i

i

Write the uppercase & lowercase letters.

Ii

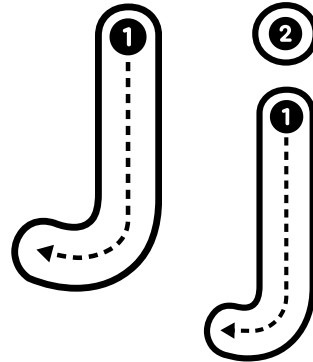
Ii

Ii


J is for Jellyfish




How to trace the letter J & j




Trace the uppercase letters.



Trace the lowercase letters.



Trace the uppercase & lowercase letters.



Write the uppercase letters.

J

J

J

Write the lowercase letters.

j

j

j


Write the uppercase & lowercase letters.

Jj

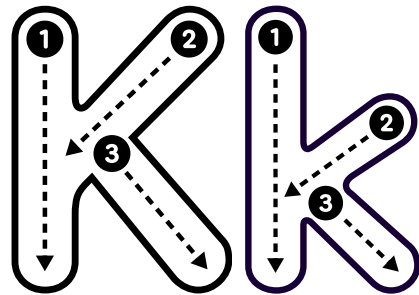
Jj

Jj

K is for Koala





How to trace the letter K & k





Trace the uppercase letters.



Trace the lowercase letters.



Trace the uppercase & lowercase letters.



Write the uppercase letters.

K

K

K

Write the lowercase letters.

k

k

k


Write the uppercase & lowercase letters.

Kk

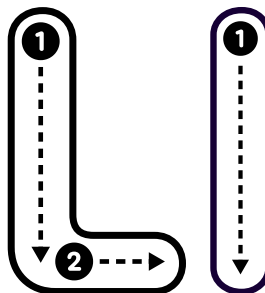
Kk

Kk


L is for **Lion**




How to trace the letter L & l




Trace the uppercase letters.



Trace the lowercase letters.



Trace the uppercase & lowercase letters.



Write the uppercase letters.

L

L

L

Write the lowercase letters.

l

l

l

Write the uppercase & lowercase letters.

L l

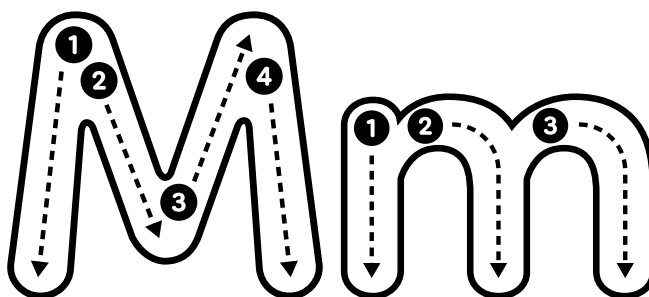
L l

L l

M is for **Monkey**




How to trace the letter M & m





Trace the uppercase letters.



Trace the lowercase letters.



Trace the uppercase & lowercase letters.



Write the uppercase letters.

M

M

M

Write the lowercase letters.

m

m

m


Write the uppercase & lowercase letters.

Mm

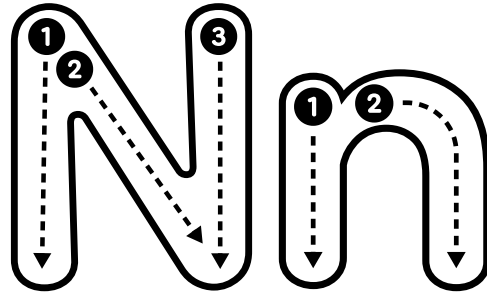
Mm

Mm


N is for **Narwhal**




How to trace the letter N & n




Trace the uppercase letters.



Trace the lowercase letters.



Trace the uppercase & lowercase letters.



Write the uppercase letters.

N

N

N

Write the lowercase letters.

n

n

n


Write the uppercase & lowercase letters.

Nn

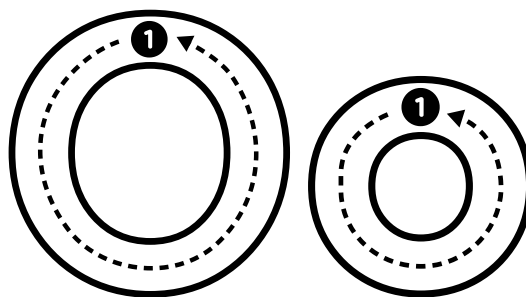
Nn

Nn


O is for **Octopus**




How to trace the letter O & o




Trace the uppercase letters.



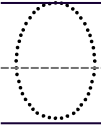
Trace the lowercase letters.



Trace the uppercase & lowercase letters.



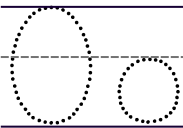
Write the uppercase letters.



Write the lowercase letters.



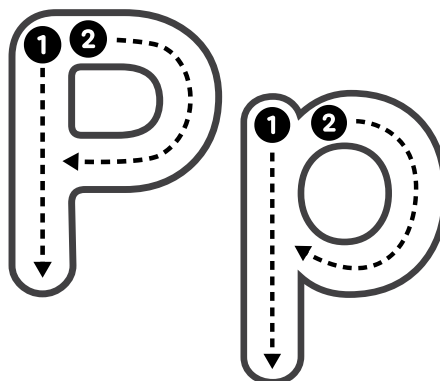
Write the uppercase & lowercase letters.



P is for Panda




How to trace the letter P & p





Trace the uppercase letter.



Trace the lowercase letter.



Trace the uppercase & lowercase letter.



Write the uppercase letter.

P

P

P

Write the lowercase letter.

p

p

p


Write the uppercase & lowercase letter.

Pp

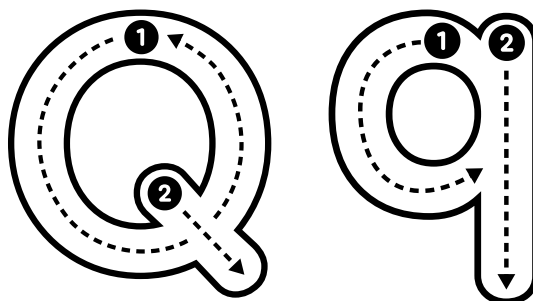
Pp

Pp

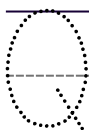
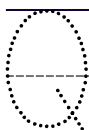
Q is for Quail



How to trace the letter Q & q



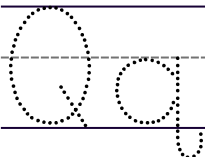
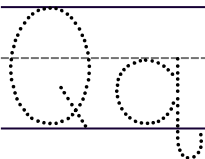
Trace the uppercase letter.



Trace the lowercase letter.



Trace the uppercase & lowercase Letter.



Write the uppercase letter.

Q

Q

Q

Write the lowercase letter.

q

q

q

Write the uppercase & lowercase Letter.

Qq

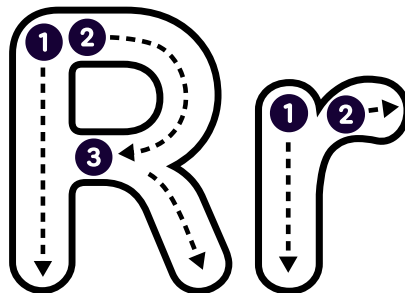
Qq

Qq

R is for **Raccoon**



How to trace the letter R & r



Trace the uppercase letter.

R

R

Trace the lowercase letter.

r

r

Trace the uppercase & lowercase letter.

Rr

Rr

Write the uppercase letter.

R

R

R

Write the lowercase letter.

r

r

r


Write the uppercase & lowercase letter.

Rr

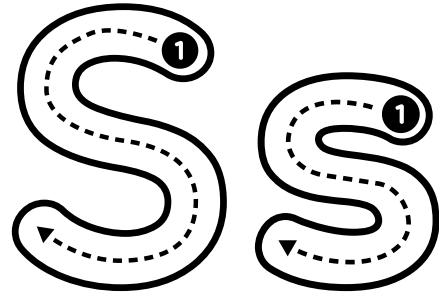
Rr

Rr

S is for Snake



How to trace the letter S & s



Trace the uppercase letter.

Two sets of handwriting lines for tracing the uppercase letter 'S'. Each set consists of a solid top line, a dashed middle line, and a solid bottom line. The first set has a dotted 'S' at the beginning, and the second set has a dotted 'S' at the beginning.

Trace the lowercase letter.

Two sets of handwriting lines for tracing the lowercase letter 's'. Each set consists of a solid top line, a dashed middle line, and a solid bottom line. The first set has a dotted 's' at the beginning, and the second set has a dotted 's' at the beginning.

Trace the uppercase & lowercase letter.

Two sets of handwriting lines for tracing both uppercase 'S' and lowercase 's'. Each set consists of a solid top line, a dashed middle line, and a solid bottom line. The first set has dotted 'S' and 's' at the beginning, and the second set has dotted 'S' and 's' at the beginning.

Write the uppercase letter.

S

S

S

Write the lowercase letter.

s

s

s


Write the uppercase & lowercase letter.

Ss

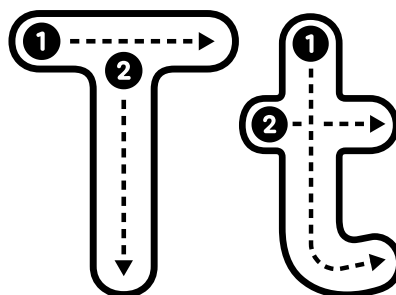
Ss

Ss

T is for Turtle



How to trace the letter T & t



Trace the uppercase letter.

Two sets of handwriting lines for tracing uppercase 'T'. Each set consists of a solid top line, a dashed middle line, and a solid bottom line. The first set shows a dotted uppercase 'T' at the beginning of the lines. The second set shows a dotted uppercase 'T' at the beginning of the lines.

Trace the lowercase letter.

Two sets of handwriting lines for tracing lowercase 't'. Each set consists of a solid top line, a dashed middle line, and a solid bottom line. The first set shows a dotted lowercase 't' at the beginning of the lines. The second set shows a dotted lowercase 't' at the beginning of the lines.

Trace the uppercase & lowercase letter.

Two sets of handwriting lines for tracing both uppercase 'T' and lowercase 't'. Each set consists of a solid top line, a dashed middle line, and a solid bottom line. The first set shows a dotted uppercase 'T' and a dotted lowercase 't' at the beginning of the lines. The second set shows a dotted uppercase 'T' and a dotted lowercase 't' at the beginning of the lines.

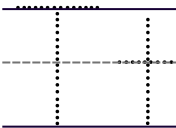
Write the uppercase letter.




Write the lowercase letter.



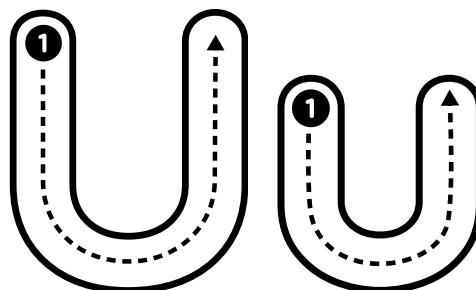
Write the uppercase & lowercase letter.



U is for Urchin





How to trace the letter U & u





Trace the uppercase letter.



Trace the lowercase letter.



Trace the uppercase & lowercase letter.



Write the uppercase letter.

U

u

u

Write the lowercase letter.

u

u

u


Write the uppercase & lowercase letter.

Uu

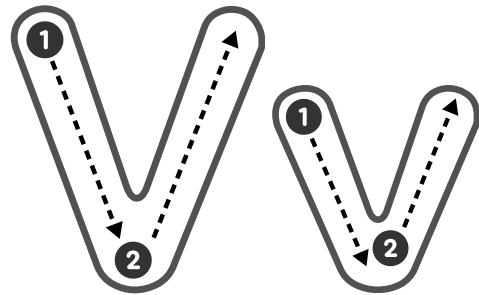
Uu

Uu


V is for Vampire Bat



How to trace the letter V & v




Trace the uppercase letter.



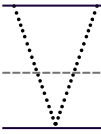
Trace the lowercase letter.



Trace the uppercase & lowercase letter.



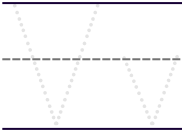
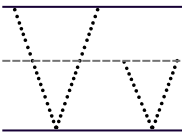
Write the uppercase letter.




Write the lowercase letter.



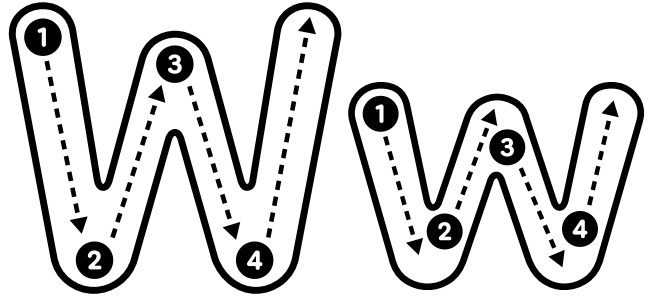
Write the uppercase & lowercase letter.




W is for Whale




How to trace the letter W & w




Trace the uppercase letter.



Trace the lowercase letter.



Trace the uppercase & lowercase letter.



Write the uppercase letter.

W

W

W

Write the lowercase letter.

w

w

w

Write the uppercase & lowercase letter.


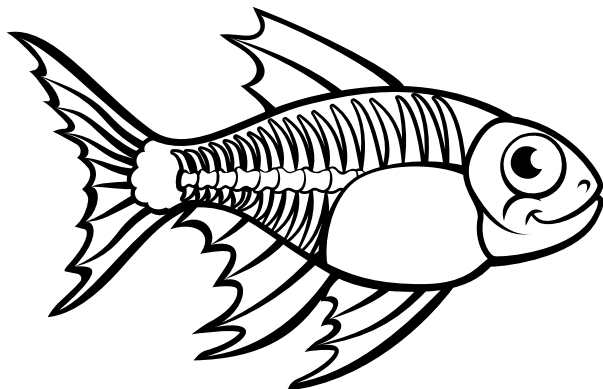
W w

W w

W w

X is for X-Ray Fish

How to trace the letter X & x



Trace the uppercase letters.

Tracing practice for uppercase X. The first row shows a dotted uppercase X on a set of three horizontal lines (top, middle-dashed, bottom). The second row shows a dotted uppercase X on a set of three horizontal lines.

Trace the lowercase letters.

Tracing practice for lowercase x. The first row shows a dotted lowercase x on a set of three horizontal lines (top, middle-dashed, bottom). The second row shows a dotted lowercase x on a set of three horizontal lines.

Trace the uppercase & lowercase letters.

Tracing practice for mixed case X and x. The first row shows a dotted uppercase X followed by a dotted lowercase x on a set of three horizontal lines. The second row shows a dotted uppercase X followed by a dotted lowercase x on a set of three horizontal lines.

Write the uppercase letters.

X

X

X

Write the lowercase letters.

x

x

x


Write the uppercase & lowercase letters.

X x

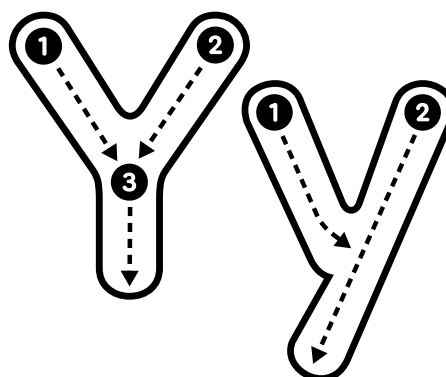
X x

X x

Y is for **Yak**



How to trace the letter Y & y



Trace the uppercase letters.

Two sets of handwriting lines (top solid, middle dashed, bottom solid) for tracing uppercase letters. The first set contains a dotted uppercase 'Y' for tracing. The second set contains a dotted uppercase 'Y' for tracing.

Trace the lowercase letters.

Two sets of handwriting lines (top solid, middle dashed, bottom solid) for tracing lowercase letters. The first set contains a dotted lowercase 'y' for tracing. The second set contains a dotted lowercase 'y' for tracing.

Trace the uppercase & lowercase letters.

Two sets of handwriting lines (top solid, middle dashed, bottom solid) for tracing mixed case letters. The first set contains a dotted uppercase 'Y' followed by a dotted lowercase 'y'. The second set contains a dotted uppercase 'Y' followed by a dotted lowercase 'y'.

Write the uppercase letters.

Y

Y

Y

Write the lowercase letters.

y

y

y

Write the uppercase & lowercase letters.

Y y

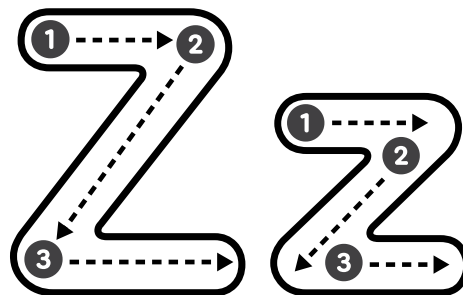
Y y

Y y


Z is for Zebra



How to trace the letter Z & z




Trace the uppercase letters.



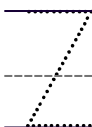
Trace the lowercase letters.



Trace the uppercase & lowercase letters.



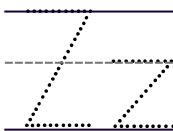
Write the uppercase letters.



Write the lowercase letters.

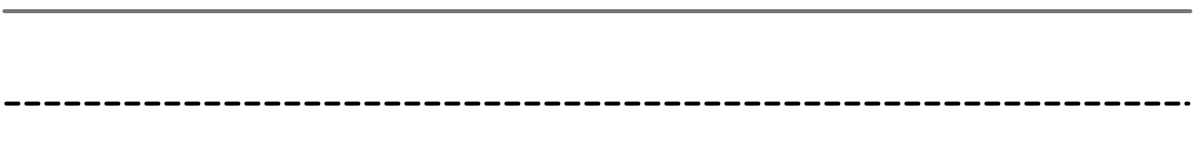
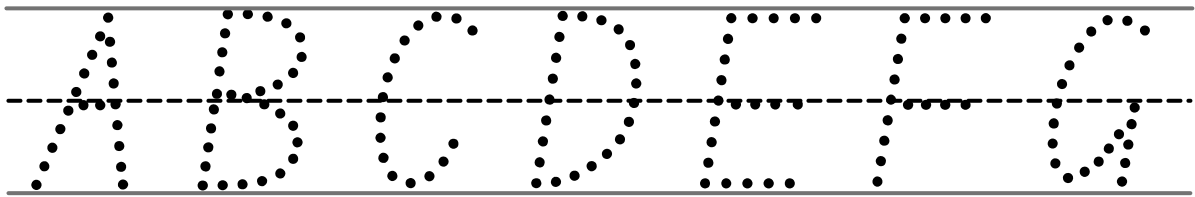


Write the uppercase & lowercase letters.



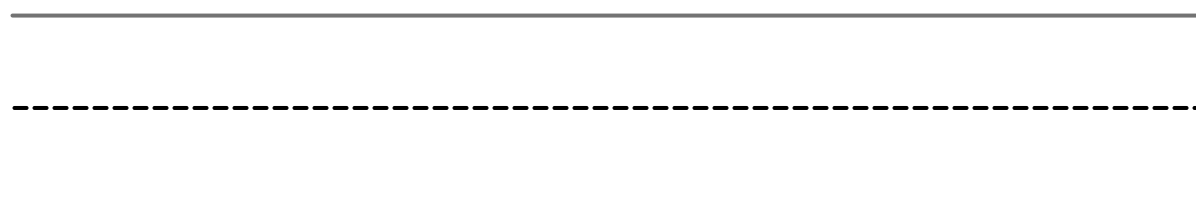
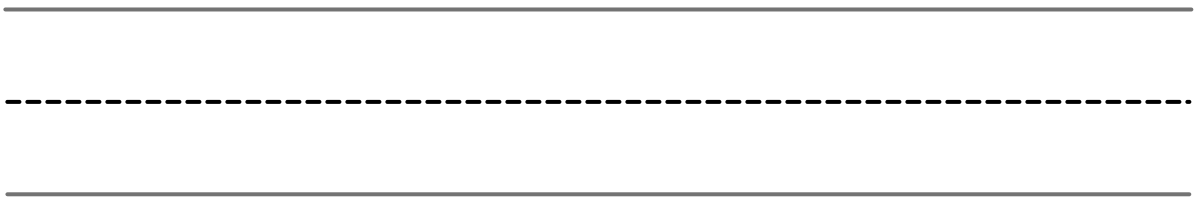
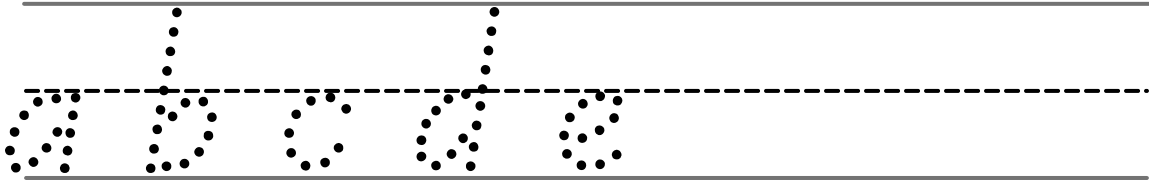
Uppercase handwriting practice.

Write letters from A to Z.



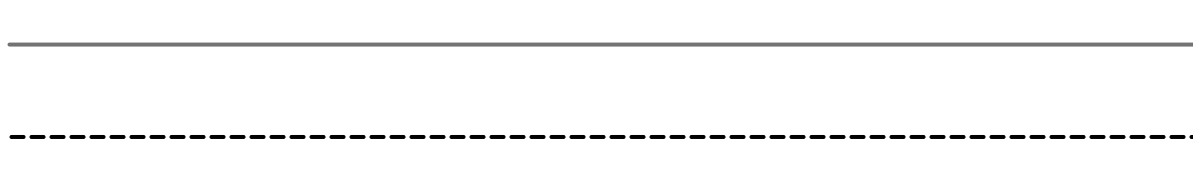

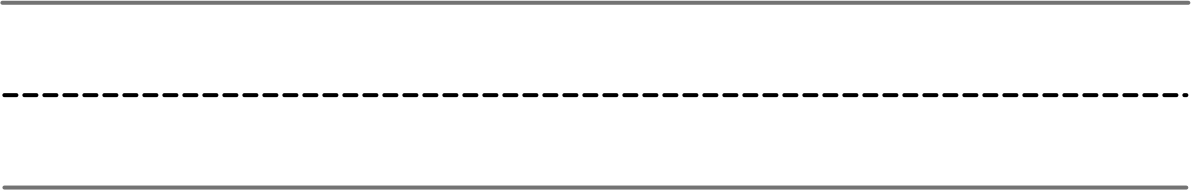
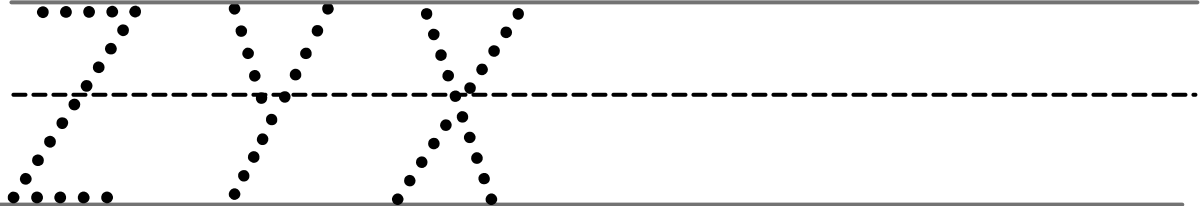
Lowercase handwriting practice.

Write letters from a to z.



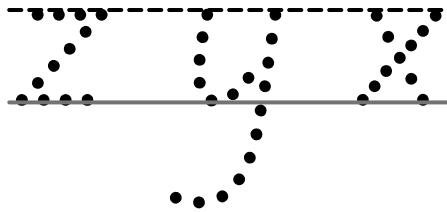



Uppercase handwriting practice.

Write letters from Z to A.

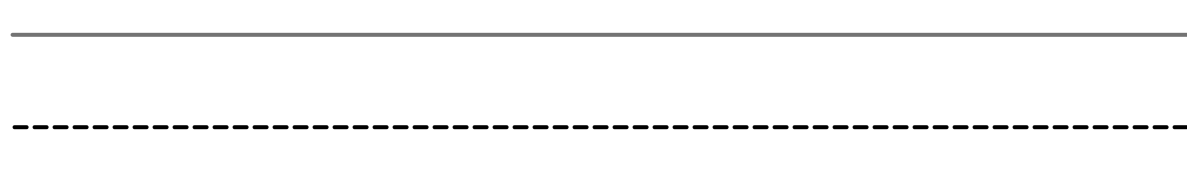
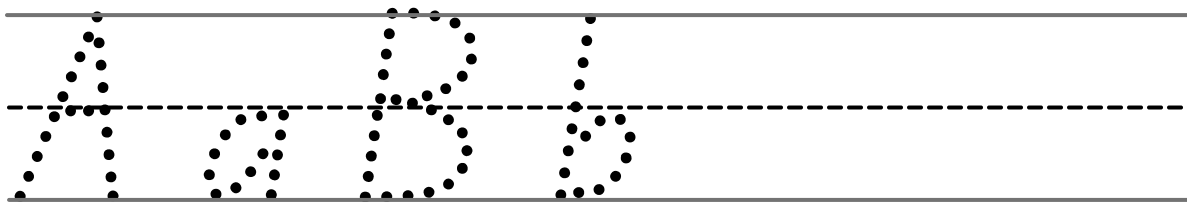


Lowercase handwriting practice.

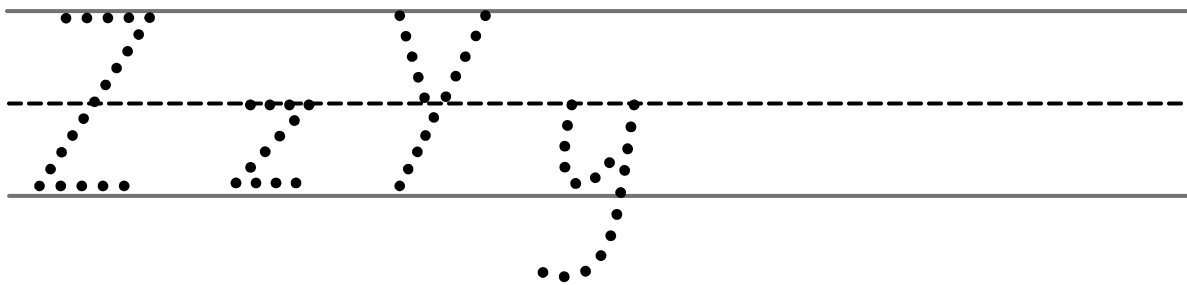
Write letters from z to a



Write letters from A to z.



Write letters from Z to a.

A series of seven blank handwriting lines, each consisting of four horizontal lines: a top solid line, a middle dashed line, a bottom solid line, and a bottom-most solid line. These lines are provided for practicing the writing of letters from Z to a.

Rewrite all the letters.

Rewrite all the letters.

Rewrite all the letters.

Rewrite all the letters.

Rewrite all the letters.

Rewrite all the letters.

Rewrite all the letters.

Rewrite all the letters.

Rewrite all the letters.

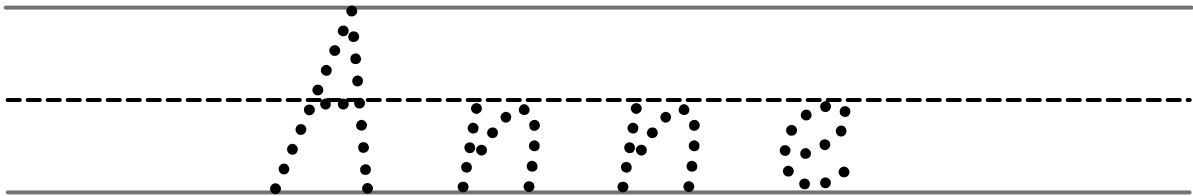
Rewrite all the letters.

Rewrite all the letters.

Learn to Write Your Name

Trace the dotted letters to practice writing your name.

Anne



Write your name

Blank handwriting lines for independent practice, each set consisting of a solid top line, a dashed middle line, and a solid bottom line.

M m n e n e

i s

Blank handwriting practice lines consisting of four sets of three horizontal lines (top, dashed middle, bottom).

Learn to Write Words.

3

Write the following word.

Mother

Blank handwriting practice lines for the word "Mother". Each line set consists of a solid top line, a dashed middle line, and a solid bottom line.

Write the following word.

Father

Write the following word.

Sister

Write the following word.

Brother

Write the following word.

Howse

Write the following word.

Book

Write the following word.

Newber

Write the following word.

penet

Blank handwriting practice lines consisting of a solid top line, a dashed middle line, and a solid bottom line, repeated seven times for independent practice.

Write the following word.

Children

Write the following word.

School

Blank handwriting practice lines consisting of a solid top line, a dashed middle line, and a solid bottom line, repeated seven times.

Write the following word.

English

Blank handwriting practice lines consisting of a solid top line, a dashed middle line, and a solid bottom line, repeated seven times.

Write the following word.

Parents

Write the following word.

Animals

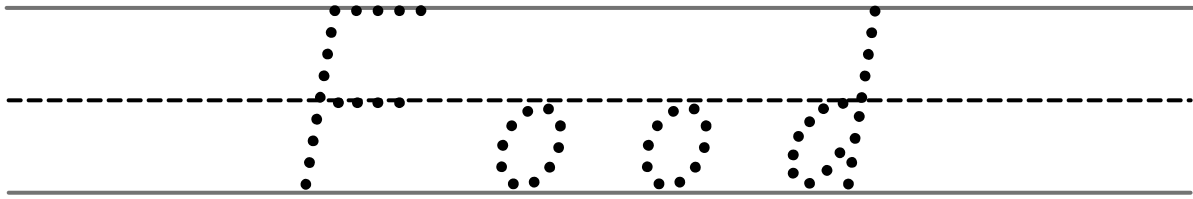
Write the following word.

Nature

Write the following word.

Gerden

Write the following word.



Write the following word.

Fruits

Write the following word.

step

Handwriting practice lines consisting of a solid top line, a dashed middle line, and a solid bottom line. The first line contains the word "step" formed by dotted letters. Below it are four identical sets of empty handwriting lines for practice.

Write the following word.

Teacher

Blank handwriting practice lines consisting of a solid top line, a dashed middle line, and a solid bottom line, repeated seven times.

Write the following word.

A day

Blank handwriting practice lines consisting of a solid top line, a dashed middle line, and a solid bottom line, repeated for multiple rows.

Write the following word.

flowers

Blank handwriting practice lines consisting of a solid top line, a dashed middle line, and a solid bottom line, repeated seven times for independent practice.

Write the following word.

Week

Write the following word.

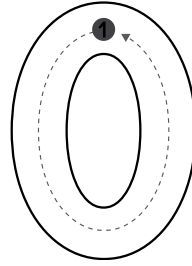

Month

Write the following word.


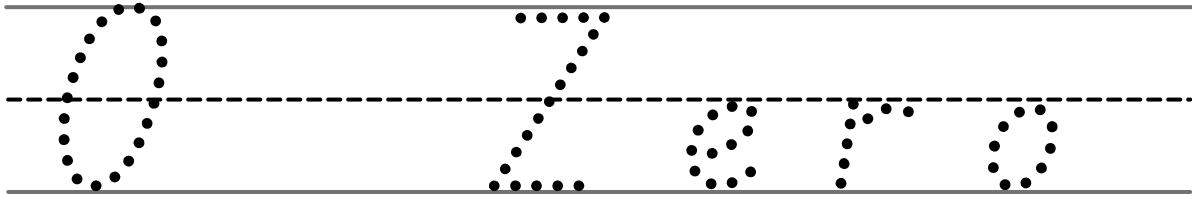
Year

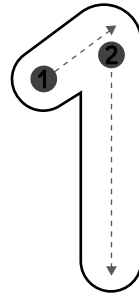

Blank handwriting practice lines consisting of a solid top line, a dashed middle line, and a solid bottom line, repeated five times.

Learn to Write Numbers.


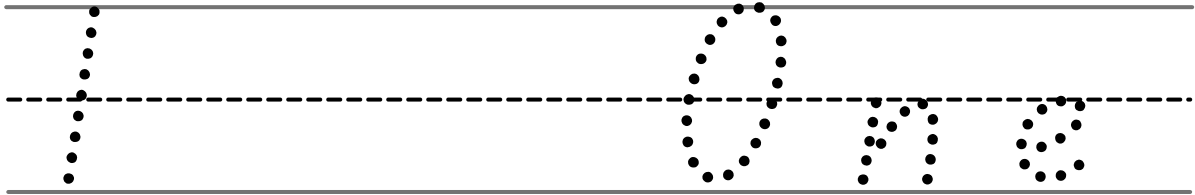


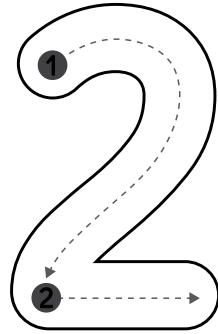
zero



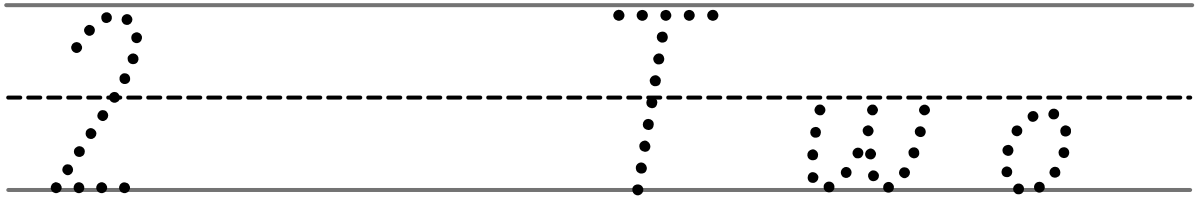


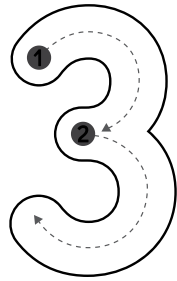
One



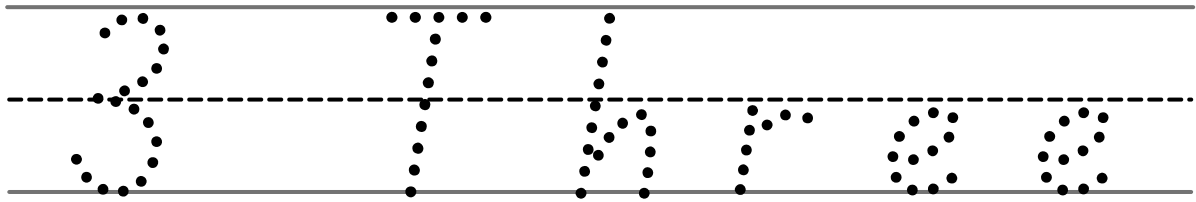


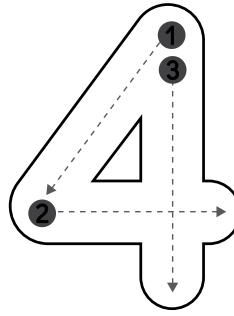
Two




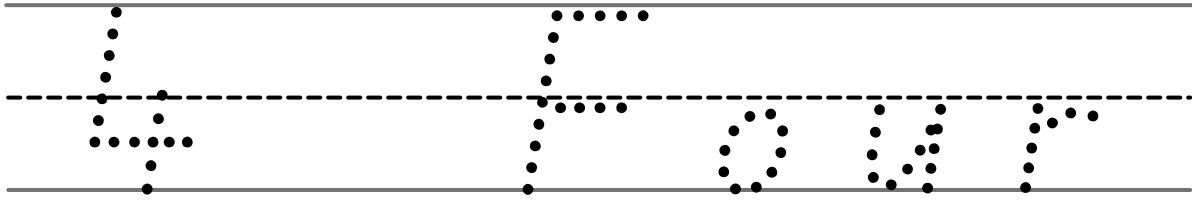


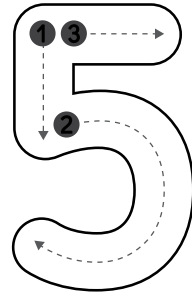
Three




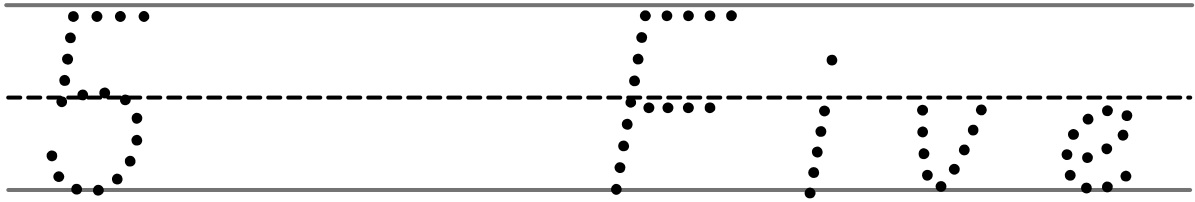




Four



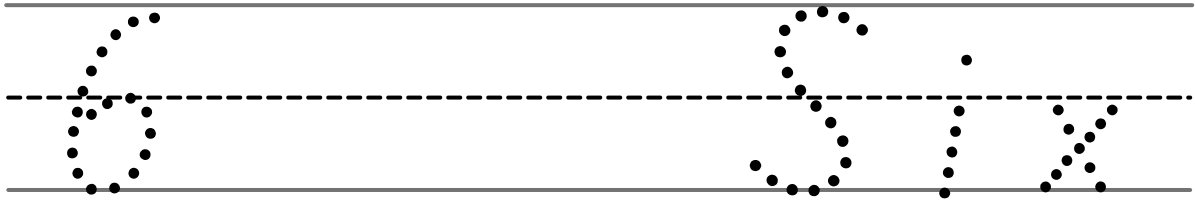



Five




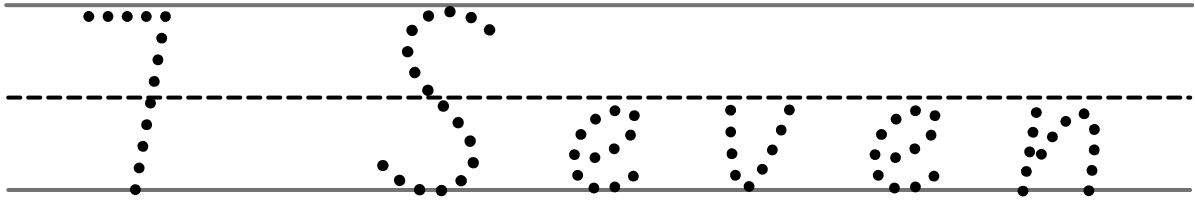


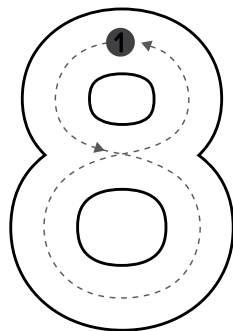

Six





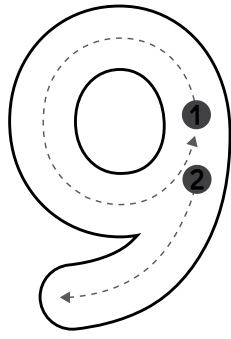

Seven





Eight

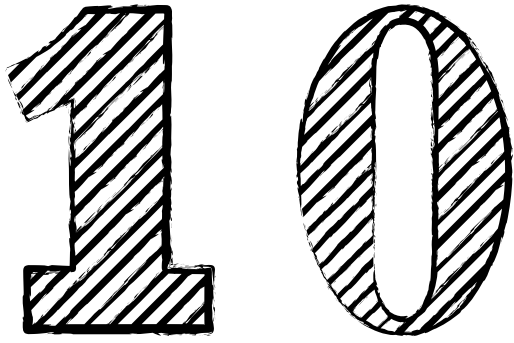
Tracing practice lines for the number 8 and the word 'Eight'. The first row contains a dotted number 8, followed by the word 'Eight' in dotted letters. Below this are three sets of blank handwriting lines, each consisting of a solid top line, a dashed middle line, and a solid bottom line.



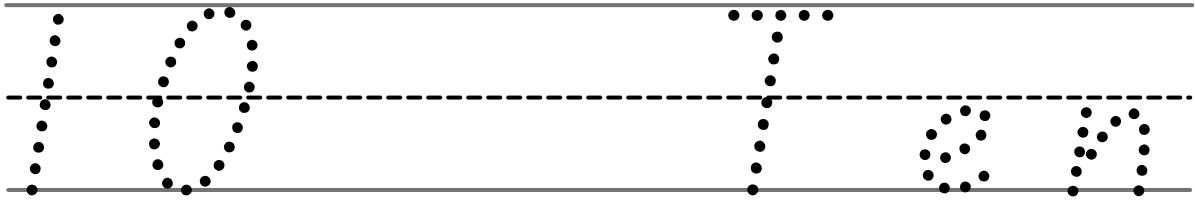
Nine

9 Nine

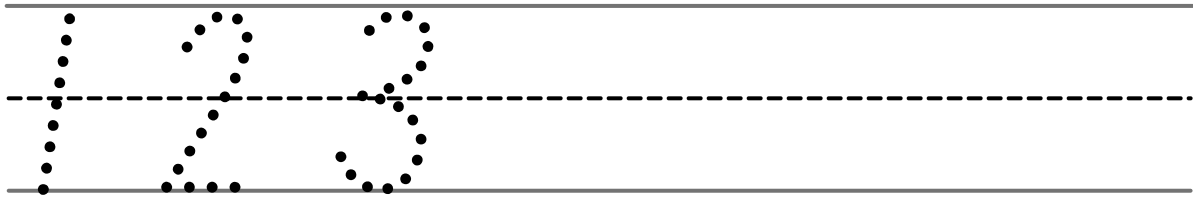
Blank handwriting practice lines consisting of four sets of three horizontal lines (top, dashed middle, bottom).



Ten



Write numbers 1 to 10



Learn to Write Sentences.



Write the following sentences.

Good Morning

I need a car

I am sorry

How are you ?

Come with me

Good night

Start the car

CALL ME

HAVE LUNCH

THANKS A LOT

WHAT'S NEW?

NEW YORK

LONDON

COLORADO

CALIFORNIA

I have a good family

I want to be a engineer

I love my pets

What page are we on?

What is the homework?