



bODrOrk

# Handwriting & Practice

WORKBOOK



4 in 1



Trace Letters

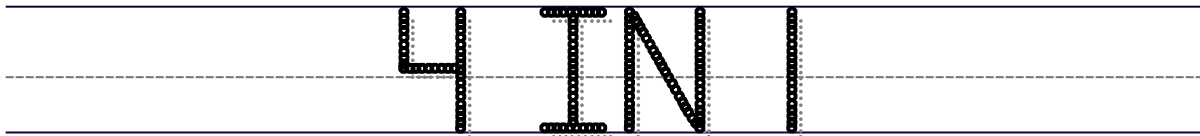
ALPHABET

# Handwriting



# Practice

# WorkBook

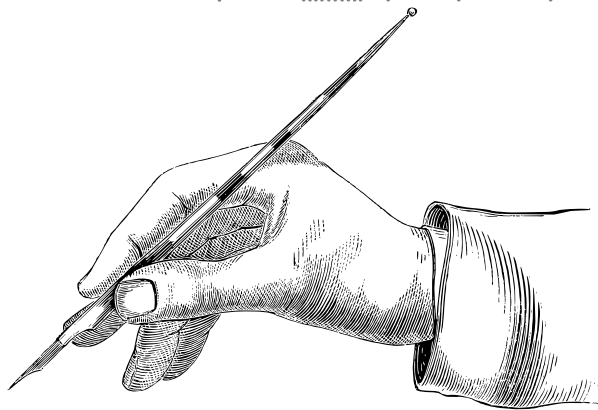



Letters

Numbers

Words

Sentences






**This book belongs to:**

---


This book is a practice workbook for the Little Champion for writing letters, numbers, words, and short sentences.

The guidelines and confidence to write all letters, numbers, words, and sentences are provided in this book.



All rights reserved. No part of this publication may be reproduced or transmitted in any means, electronic or mechanical, including photocopy, recording or any information storage and retrieval system without written permission from the author.

Copyright@2024 freecoloringpagespro  
All rights reserved





# CONTENTS

## 1 Learn to write letters

Uppercase handwriting practice A to Z

Lowercase handwriting practice a to z

Uppercase handwriting practice Z to A

Lowercase handwriting practice z to a


## 2 Learn to write your name

## 3 Learn to write words

## 4 Learn to write numbers

## 5 Learn to write sentences

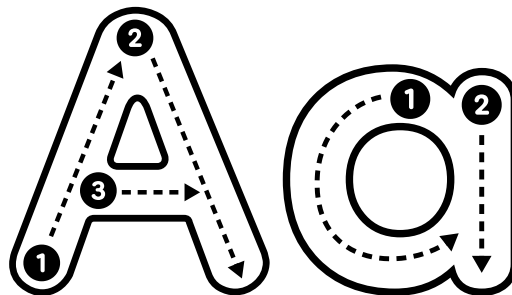
## 4 in 1 handwriting practice



# Learn to Write Letters. 1

How to trace the letter A & a


**A** is for **Alligator**





Trace the uppercase letters.



Trace the lowercase letters.



Trace the uppercase & lowercase letters.



Practice Writing Uppercase Letters.

A

A

A

Write the lowercase letters.

a

a

a

Write the uppercase & lowercase letters.

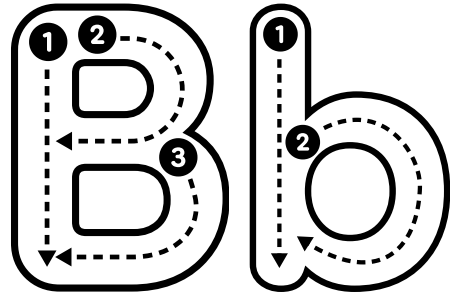

Aa

Aa


Aa

**B** is for **Bear**



How to trace the letter B & b





Trace the uppercase letter.



Trace the lowercase letter.



Trace the uppercase & lowercase letter.



Write the uppercase letter.

B

B

B

Write the lowercase letter.

b

b

b

Write the uppercase & lowercase letter.

Bb

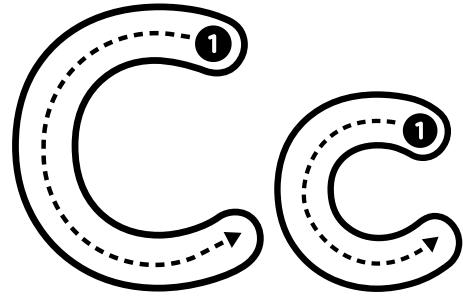
Bb

Bb

**C** is for **Cat**



How to trace the letter C & c



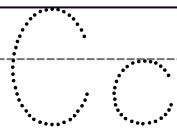
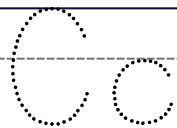
Trace the uppercase letter.



Trace the lowercase letter.



Trace the uppercase & lowercase letter.





Write the uppercase letter.

C

C

C

Write the lowercase letter.

c

c

c


Write the uppercase & lowercase letter.

C c

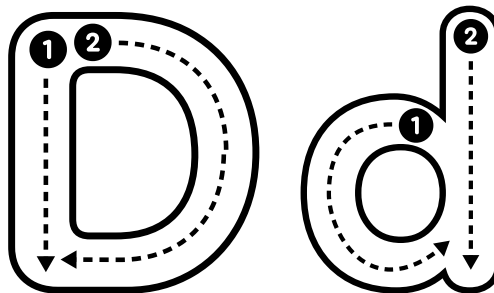
C c

C c

**D** is for **Dog**





How to trace the letter D & d





Trace the uppercase letter.



Trace the lowercase letter.



Trace the uppercase & lowercase letter.



Write the uppercase letter.

D

D

D

Write the lowercase letter.

d

d

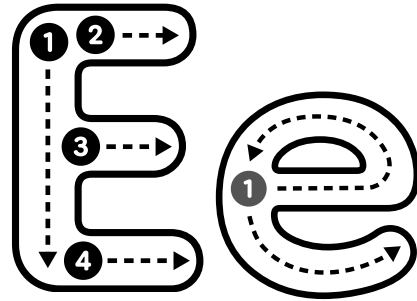

d

Write the uppercase & lowercase letter.


Dd

Dd


Dd




Practice writing uppercase letters.



Practice writing lowercase letters.



Practice writing uppercase & lowercase letters.



Practice writing uppercase letters.

E

E

E

Practice writing lowercase letters.

e

e

e


Practice writing uppercase & lowercase letters.

E e

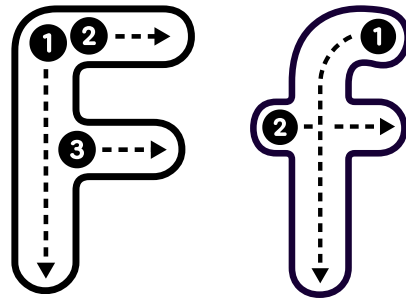
E e

E e


**F** is for **Fish**




How to trace the letter F & f




Trace the uppercase letter.



Trace the lowercase letter.



Trace the uppercase & lowercase letter.





Write the uppercase letter.

F

F

F

Write the lowercase letter.

f

f

f

Write the uppercase & lowercase letter.

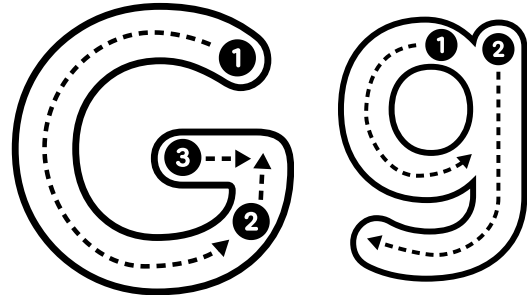

Ff

Ff


Ff

**G** is for **Goat**


How to trace the letter G & g




Trace the uppercase letter.



Trace the lowercase letter.



Trace the uppercase & lowercase letter.



Write the uppercase letter.

E

E

E

Write the lowercase letter.

g

g

g


Write the uppercase & lowercase letter.

E g

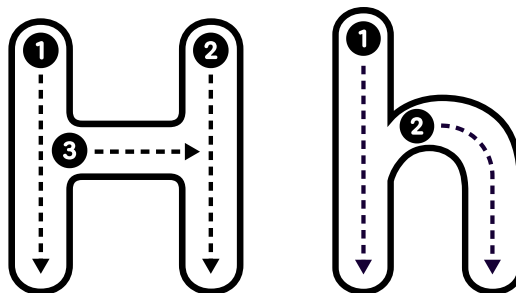
E g

E g



# H is for Hippo





How to trace the letter H & h





Trace the uppercase letter.



Trace the lowercase letter.



Trace the uppercase & lowercase letter.



Write the uppercase letter.

H

H

H

Write the lowercase letter.

h

h

h

Write the uppercase & lowercase letter.

Hh

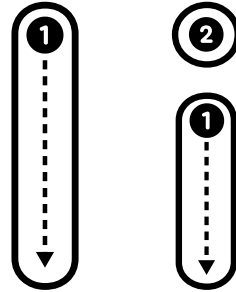
Hh

Hh

# I is for Iguana



How to trace the letter I & i



Trace the uppercase letters.

Tracing practice for uppercase 'I'. The first row shows a dotted 'I' on a set of three horizontal lines (top, middle-dashed, bottom). The second row shows a dotted 'I' on a similar set of lines.

Trace the lowercase letters.

Tracing practice for lowercase 'i'. The first row shows a dotted 'i' on a set of three horizontal lines (top, middle-dashed, bottom). The second row shows a dotted 'i' on a similar set of lines.

Trace the uppercase & lowercase letters.

Tracing practice for mixed case 'I' and 'i'. The first row shows a dotted uppercase 'I' and a dotted lowercase 'i' on a set of three horizontal lines. The second row shows a dotted uppercase 'I' and a dotted lowercase 'i' on a similar set of lines.



Write the uppercase letters.

I

I

I

Write the lowercase letters.

i

i

i

Write the uppercase & lowercase letters.

Ii

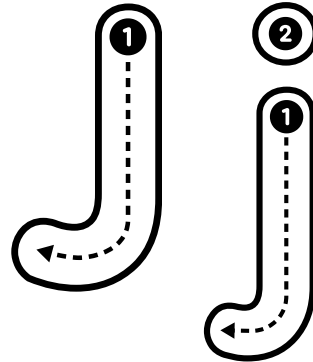
Ii

Ii


# J is for Jellyfish




How to trace the letter J & j




Trace the uppercase letters.



Trace the lowercase letters.



Trace the uppercase & lowercase letters.



Write the uppercase letters.

J

J

J

Write the lowercase letters.

j

j

j


Write the uppercase & lowercase letters.

Jj

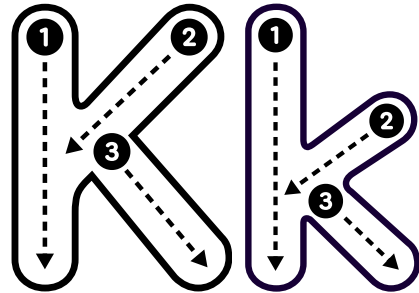
Jj

Jj

**K** is for **Koala**




How to trace the letter K & k





Trace the uppercase letters.



Trace the lowercase letters.



Trace the uppercase & lowercase letters.



Write the uppercase letters.

K

K

K

Write the lowercase letters.

k

k

k


Write the uppercase & lowercase letters.

Kk

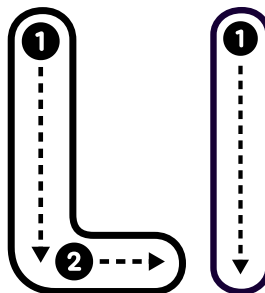
Kk

Kk

L is for **Lion**



How to trace the letter L & l



Trace the uppercase letters.

Two sets of handwriting lines (top solid, middle dashed, bottom solid) for tracing uppercase letters. Each set contains a dotted uppercase letter 'L' at the beginning of the line.

Trace the lowercase letters.

Two sets of handwriting lines (top solid, middle dashed, bottom solid) for tracing lowercase letters. Each set contains a dotted lowercase letter 'l' at the beginning of the line.

Trace the uppercase & lowercase letters.

Two sets of handwriting lines (top solid, middle dashed, bottom solid) for tracing both uppercase and lowercase letters. Each set contains a dotted uppercase 'L' and a dotted lowercase 'l' at the beginning of the line.



Write the uppercase letters.

L

L

L

Write the lowercase letters.

l

l

Write the uppercase & lowercase letters.

L l

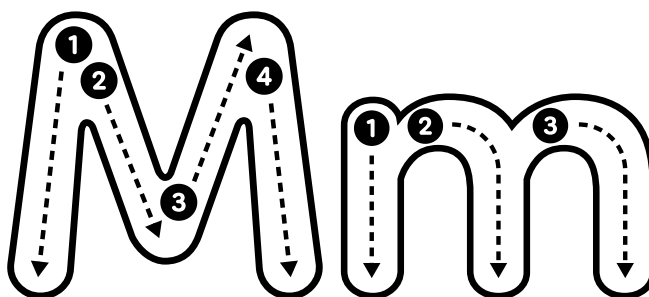
L l

L l

# M is for **Monkey**





How to trace the letter M & m





Trace the uppercase letters.



Trace the lowercase letters.



Trace the uppercase & lowercase letters.



Write the uppercase letters.

M

M

M

Write the lowercase letters.

m

m

m


Write the uppercase & lowercase letters.

Mm

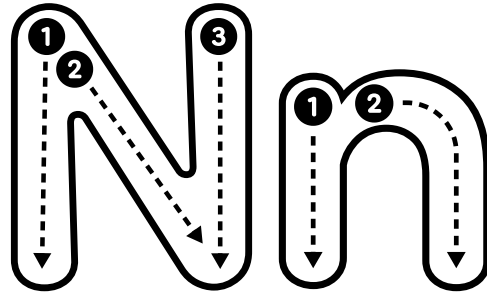
Mm

Mm


**N** is for **Narwhal**





How to trace the letter N & n




Trace the uppercase letters.



Trace the lowercase letters.



Trace the uppercase & lowercase letters.



Write the uppercase letters.

N

N

N

Write the lowercase letters.

n

n

n


Write the uppercase & lowercase letters.

Nn

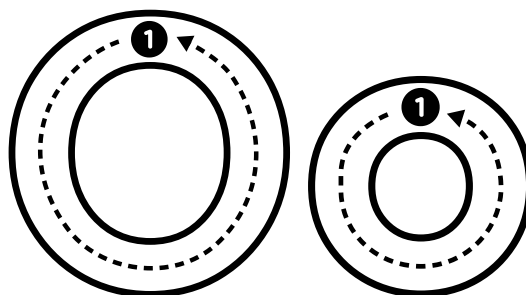
Nn

Nn


**O** is for **Octopus**




How to trace the letter O & o




Trace the uppercase letters.



Trace the lowercase letters.



Trace the uppercase & lowercase letters.



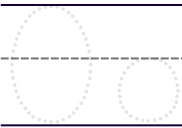
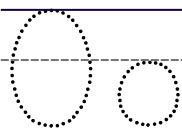
Write the uppercase letters.



Write the lowercase letters.



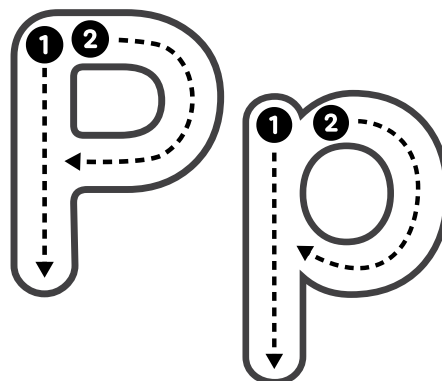
Write the uppercase & lowercase letters.




# P is for Panda




How to trace the letter P & p





Trace the uppercase letter.



Trace the lowercase letter.



Trace the uppercase & lowercase letter.





Write the uppercase letter.

P

P

P

Write the lowercase letter.

p

p

p


Write the uppercase & lowercase letter.

Pp

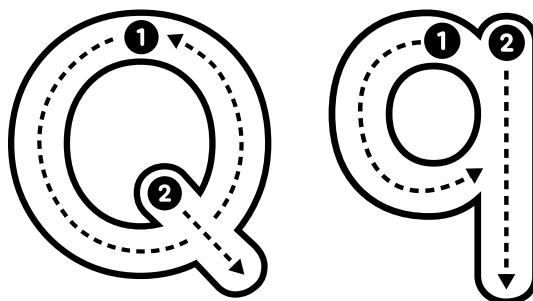
Pp

Pp

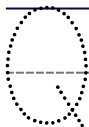
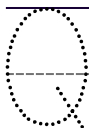
# Q is for Quail



How to trace the letter Q & q



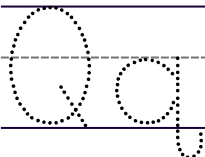
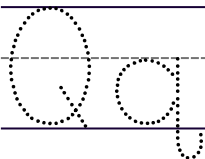
Trace the uppercase letter.



Trace the lowercase letter.



Trace the uppercase & lowercase Letter.



Write the uppercase letter.

Q

Q

Q

Write the lowercase letter.

q

q

q

Write the uppercase & lowercase Letter.

Qq

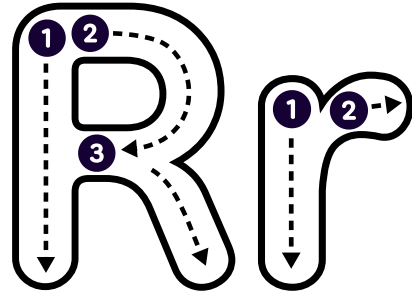
Qq

Qq

# R is for **Raccoon**



How to trace the letter R & r



Trace the uppercase letter.

R

R

Trace the lowercase letter.

r

r

Trace the uppercase & lowercase letter.

Rr

Rr

Write the uppercase letter.

R

R

R

Write the lowercase letter.

r

r

r


Write the uppercase & lowercase letter.

Rr

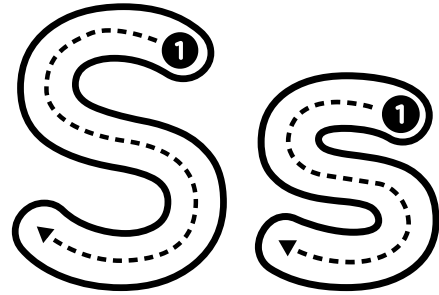
Rr

Rr

# S is for Snake



How to trace the letter S & s



Trace the uppercase letter.

Two sets of handwriting lines for practicing the uppercase letter 'S'. Each set consists of a solid top line, a dashed middle line, and a solid bottom line. The first set has a dotted uppercase 'S' at the beginning for tracing. The second set has a dotted uppercase 'S' at the beginning for tracing.

Trace the lowercase letter.

Two sets of handwriting lines for practicing the lowercase letter 's'. Each set consists of a solid top line, a dashed middle line, and a solid bottom line. The first set has a dotted lowercase 's' at the beginning for tracing. The second set has a dotted lowercase 's' at the beginning for tracing.

Trace the uppercase & lowercase letter.

Two sets of handwriting lines for practicing both uppercase 'S' and lowercase 's'. Each set consists of a solid top line, a dashed middle line, and a solid bottom line. The first set has dotted uppercase 'S' and lowercase 's' at the beginning for tracing. The second set has dotted uppercase 'S' and lowercase 's' at the beginning for tracing.

Write the uppercase letter.

S

S

S

Write the lowercase letter.

s

s

s


Write the uppercase & lowercase letter.

Ss

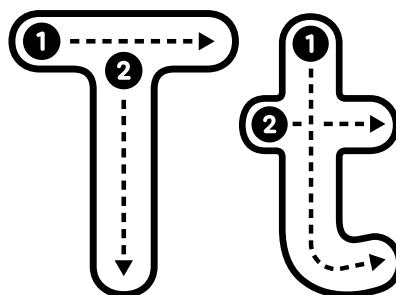
Ss

Ss


# T is for Turtle




How to trace the letter T & t




Trace the uppercase letter.



Trace the lowercase letter.




Trace the uppercase & lowercase letter.








Write the uppercase letter.




Write the lowercase letter.



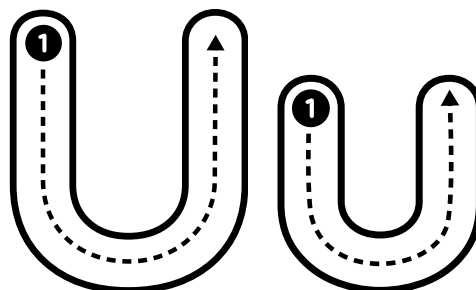
Write the uppercase & lowercase letter.



**U** is for **Urchin**





How to trace the letter U & u





Trace the uppercase letter.



Trace the lowercase letter.



Trace the uppercase & lowercase letter.



Write the uppercase letter.

U

u

u

Write the lowercase letter.

u

u

u


Write the uppercase & lowercase letter.

Uu

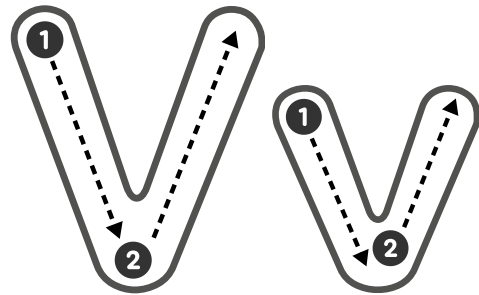
Uu

Uu


# V is for Vampire Bat




How to trace the letter V & v




Trace the uppercase letter.



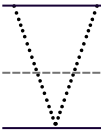
Trace the lowercase letter.



Trace the uppercase & lowercase letter.



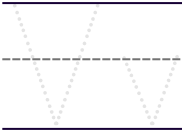
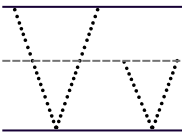
Write the uppercase letter.




Write the lowercase letter.



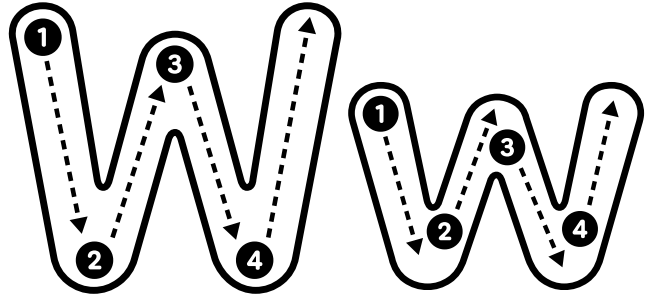
Write the uppercase & lowercase letter.




# W is for Whale




How to trace the letter W & w




Trace the uppercase letter.



Trace the lowercase letter.



Trace the uppercase & lowercase letter.



Write the uppercase letter.

W

W

W

Write the lowercase letter.

w

w

w

Write the uppercase & lowercase letter.


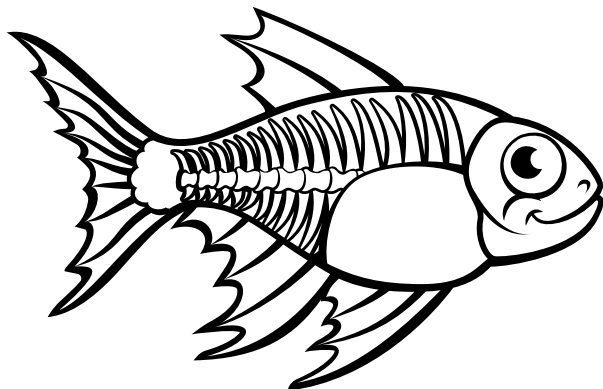
W w

W w

W w

# X is for X-Ray Fish

How to trace the letter X & x



Trace the uppercase letters.

Two sets of handwriting lines (top solid, middle dashed, bottom solid) for tracing uppercase X. The first set has a dashed uppercase X at the beginning. The second set has a dashed uppercase X at the beginning.

Trace the lowercase letters.

Two sets of handwriting lines (top solid, middle dashed, bottom solid) for tracing lowercase x. The first set has a dashed lowercase x at the beginning. The second set has a dashed lowercase x at the beginning.

Trace the uppercase & lowercase letters.

Two sets of handwriting lines (top solid, middle dashed, bottom solid) for tracing both uppercase X and lowercase x. The first set has a dashed uppercase X followed by a dashed lowercase x. The second set has a dashed uppercase X followed by a dashed lowercase x.



Write the uppercase letters.

X

X

X

Write the lowercase letters.

x

x

x


Write the uppercase & lowercase letters.

X x

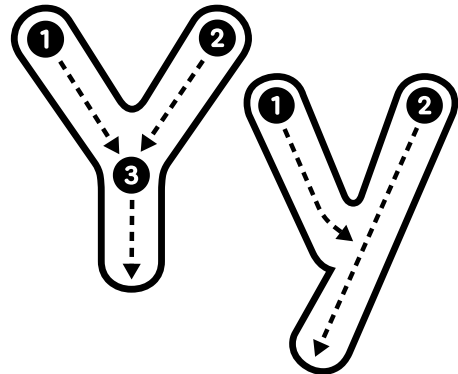
X x

X x

Y is for **Yak**



How to trace the letter Y & y



Trace the uppercase letters.

Two sets of handwriting lines (top solid, middle dashed, bottom solid) for tracing uppercase letters. The first set contains a dotted uppercase 'Y' for tracing. The second set contains a dotted uppercase 'Y' for tracing.

Trace the lowercase letters.

Two sets of handwriting lines (top solid, middle dashed, bottom solid) for tracing lowercase letters. The first set contains a dotted lowercase 'y' for tracing. The second set contains a dotted lowercase 'y' for tracing.

Trace the uppercase & lowercase letters.

Two sets of handwriting lines (top solid, middle dashed, bottom solid) for tracing mixed case letters. The first set contains a dotted uppercase 'Y' followed by a dotted lowercase 'y'. The second set contains a dotted uppercase 'Y' followed by a dotted lowercase 'y'.

Write the uppercase letters.

Y

Y

Y

Write the lowercase letters.

y

y

y

Write the uppercase & lowercase letters.

Y y

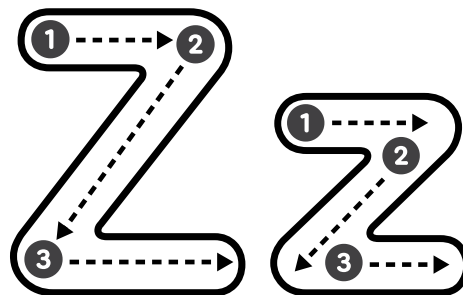
Y y

Y y


# Z is for Zebra



How to trace the letter Z & z




Trace the uppercase letters.



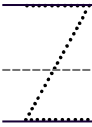
Trace the lowercase letters.



Trace the uppercase & lowercase letters.



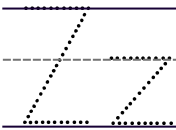
Write the uppercase letters.



Write the lowercase letters.


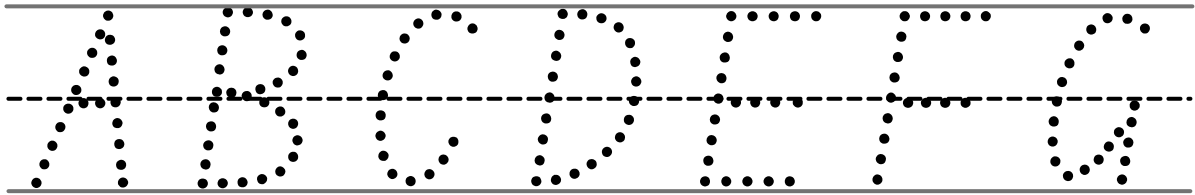


Write the uppercase & lowercase letters.



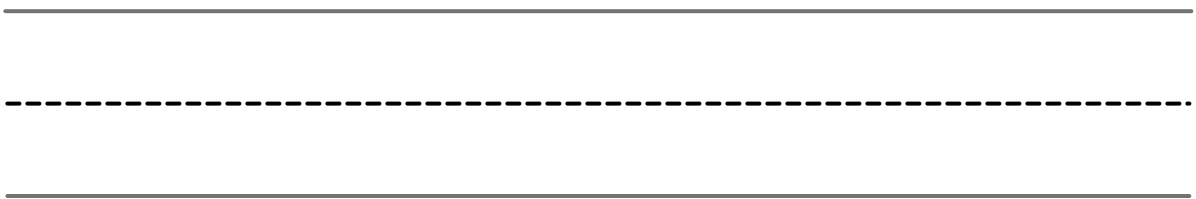
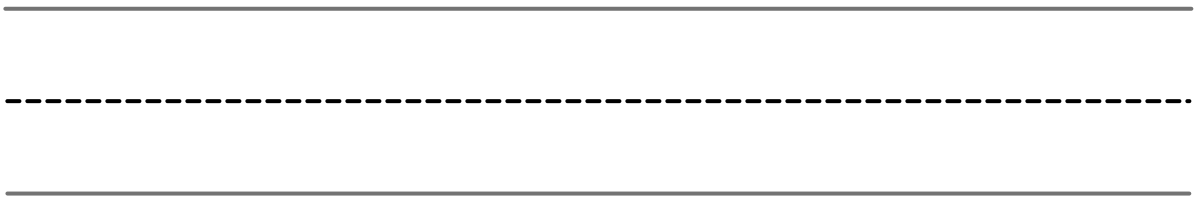
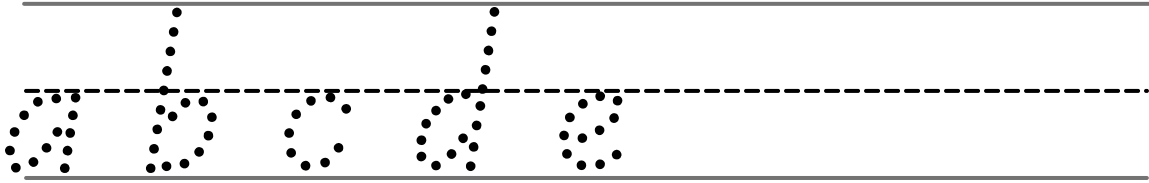
# Uppercase handwriting practice.

Write letters from A to Z.



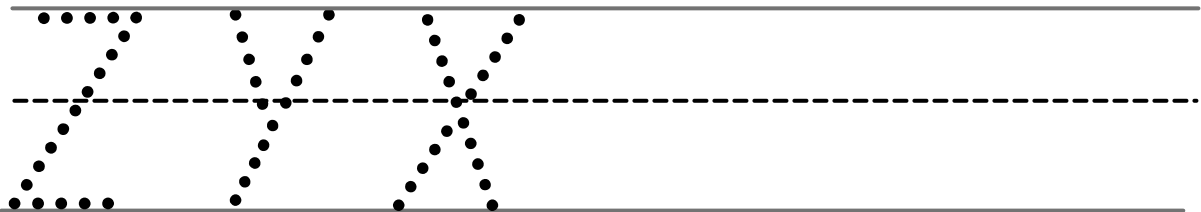
# Lowercase handwriting practice.

Write letters from a to z.



Uppercase handwriting practice.

Write letters from Z to A.






Four sets of handwriting lines for practice. Each set consists of a solid top line, a dashed midline, and a solid bottom line.

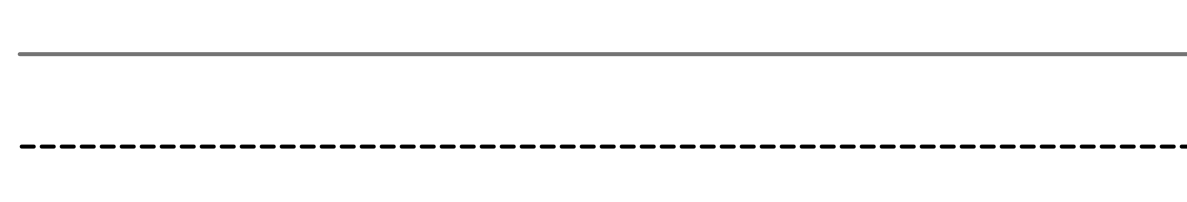
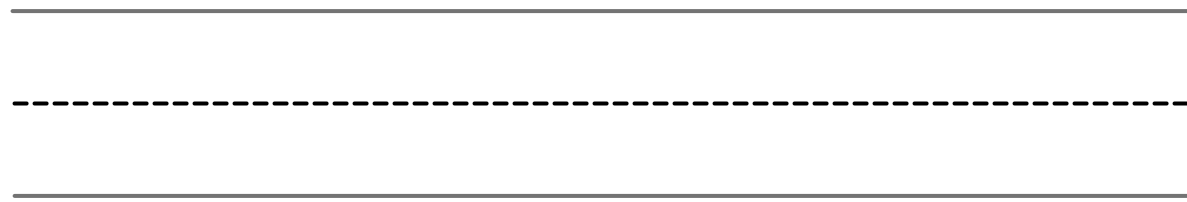
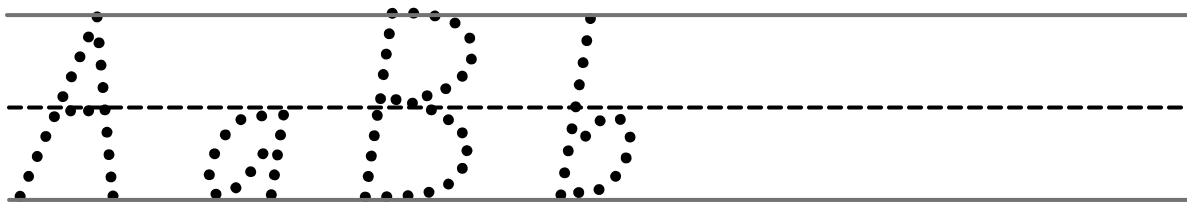


# Lowercase handwriting practice.

Write letters from z to a



Write letters from A to z.



---

---

---

---

---

---

---

---

---

---

---

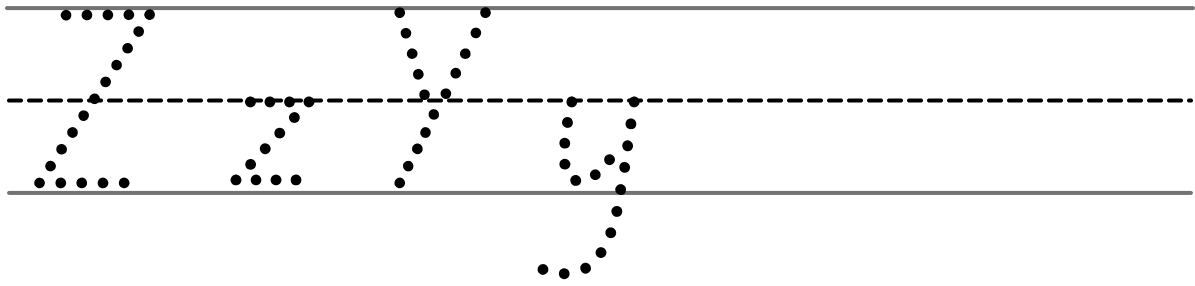
---

---

---

---

Write letters from Z to a.

The image shows seven sets of blank handwriting lines, each consisting of a solid top line, a dashed middle line, and a solid bottom line, arranged vertically down the page for independent practice.

---

---

---

---

---

---

---

---

---

---

---

---

---

---

---

Rewrite all the letters.

---

---

---

---

---

---

---

---

---

---

---

---

---

---

---

Rewrite all the letters.

---

---

---

---

---

---

---

---

---

---

---

---

---

---

---

Rewrite all the letters.

---

---

---

---

---

---

---

---

---

---

---

---

---

---

---



Rewrite all the letters.

---

---

---

---

---

---

---

---

---

---

---

---

---

---

---

Rewrite all the letters.

---

---

---

---

---

---

---

---

---

---

---

---

---

---

---

Rewrite all the letters.

---

---

---

---

---

---

---

---

---

---

---

---

---

---

---

Rewrite all the letters.

---

---

---

---

---

---

---

---

---

---

---

---

---

---

---

Rewrite all the letters.

---

---

---

---

---

---

---

---

---

---

---

---

---

---

---

Rewrite all the letters.

---

---

---

---

---

---

---

---

---

---

---

---

---

---

---

Rewrite all the letters.

---

---

---

---

---

---

---

---

---

---

---

---

---

---

---

Rewrite all the letters.

---

---

---

---

---

---

---

---

---

---

---

---

---

---

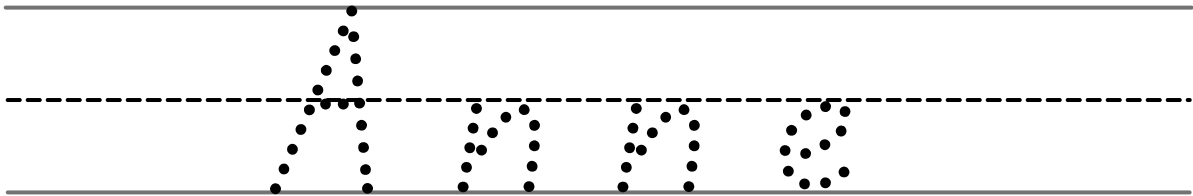
---



# Learn to Write Your Name

Trace the dotted letters to practice writing your name.

Anne



Write your name

Blank handwriting lines for independent practice, each set consisting of a solid top line, a dashed middle line, and a solid bottom line.

M m n e m e

i s

Blank handwriting practice lines consisting of four sets of three horizontal lines (top, dashed middle, bottom).

---

---

---

---

---

---

---

---

---

---

---

---

---

---

---

---

---

---

---

---

---

---

---

---

---

---

---

---

---

---

# Learn to Write Words.

3

Write the following word.

Mother

\_\_\_\_\_

-----

\_\_\_\_\_

\_\_\_\_\_

-----

\_\_\_\_\_

\_\_\_\_\_

-----

\_\_\_\_\_

\_\_\_\_\_

-----

\_\_\_\_\_

Write the following word.

Father

\_\_\_\_\_

-----

\_\_\_\_\_

\_\_\_\_\_

-----

\_\_\_\_\_

\_\_\_\_\_

-----

\_\_\_\_\_

\_\_\_\_\_

-----

\_\_\_\_\_

Write the following word.

Sister

\_\_\_\_\_

-----

\_\_\_\_\_

\_\_\_\_\_

-----

\_\_\_\_\_

\_\_\_\_\_

-----

\_\_\_\_\_

\_\_\_\_\_

-----

\_\_\_\_\_

Write the following word.

Brother

\_\_\_\_\_

-----

\_\_\_\_\_

\_\_\_\_\_

-----

\_\_\_\_\_

\_\_\_\_\_

-----

\_\_\_\_\_

\_\_\_\_\_

-----

\_\_\_\_\_



Write the following word.

Houses

\_\_\_\_\_

-----

\_\_\_\_\_

\_\_\_\_\_

-----

\_\_\_\_\_

\_\_\_\_\_

-----

\_\_\_\_\_

\_\_\_\_\_

-----

\_\_\_\_\_

Write the following word.

Book

\_\_\_\_\_

-----

\_\_\_\_\_

\_\_\_\_\_

-----

\_\_\_\_\_

\_\_\_\_\_

-----

\_\_\_\_\_

\_\_\_\_\_

-----

\_\_\_\_\_

Write the following word.

Newber

Blank handwriting practice lines consisting of four sets of three horizontal lines (top, middle dashed, bottom).

Write the following word.

penet

Blank handwriting practice lines consisting of a solid top line, a dashed middle line, and a solid bottom line, repeated seven times for independent practice.

Write the following word.

Children

Blank handwriting practice lines consisting of four sets of three horizontal lines (top, middle dashed, bottom) for writing practice.

Write the following word.

School

Blank handwriting practice lines consisting of a solid top line, a dashed middle line, and a solid bottom line, repeated seven times.

Write the following word.

English

Blank handwriting practice lines consisting of a solid top line, a dashed middle line, and a solid bottom line, repeated seven times.

Write the following word.

Parents

\_\_\_\_\_

-----

\_\_\_\_\_

\_\_\_\_\_

-----

\_\_\_\_\_

\_\_\_\_\_

-----

\_\_\_\_\_

\_\_\_\_\_

-----

\_\_\_\_\_



Write the following word.

Animals

Blank handwriting practice lines consisting of a solid top line, a dashed middle line, and a solid bottom line, repeated seven times.

Write the following word.

Nature

Blank handwriting practice lines consisting of a solid top line, a dashed middle line, and a solid bottom line, repeated seven times.

Write the following word.

Gerden

\_\_\_\_\_

-----

\_\_\_\_\_

\_\_\_\_\_

-----

\_\_\_\_\_

\_\_\_\_\_

-----

\_\_\_\_\_

\_\_\_\_\_

-----

\_\_\_\_\_

Write the following word.

Food

\_\_\_\_\_

-----

\_\_\_\_\_

\_\_\_\_\_

-----

\_\_\_\_\_

\_\_\_\_\_

-----

\_\_\_\_\_

\_\_\_\_\_

-----

\_\_\_\_\_

Write the following word.

Fruits

\_\_\_\_\_

-----

\_\_\_\_\_

\_\_\_\_\_

-----

\_\_\_\_\_

\_\_\_\_\_

-----

\_\_\_\_\_

\_\_\_\_\_

-----

\_\_\_\_\_

Write the following word.

step

Handwriting practice lines consisting of a solid top line, a dashed middle line, and a solid bottom line. The first line contains the word "step" formed by dotted letters. Below it are four identical sets of empty handwriting lines for practice.

Write the following word.

Teacher

\_\_\_\_\_

-----

\_\_\_\_\_

\_\_\_\_\_

-----

\_\_\_\_\_

\_\_\_\_\_

-----

\_\_\_\_\_

\_\_\_\_\_

-----

\_\_\_\_\_

Write the following word.

A day

Blank handwriting practice lines consisting of a solid top line, a dashed middle line, and a solid bottom line, repeated for multiple rows.



Write the following word.

flowers

\_\_\_\_\_

-----

\_\_\_\_\_

\_\_\_\_\_

-----

\_\_\_\_\_

\_\_\_\_\_

-----

\_\_\_\_\_

\_\_\_\_\_

-----

\_\_\_\_\_

Write the following word.

Week

\_\_\_\_\_

-----

\_\_\_\_\_

\_\_\_\_\_

-----

\_\_\_\_\_

\_\_\_\_\_

-----

\_\_\_\_\_

\_\_\_\_\_

-----

\_\_\_\_\_

Write the following word.

Month

\_\_\_\_\_

-----

\_\_\_\_\_

\_\_\_\_\_

-----

\_\_\_\_\_

\_\_\_\_\_

-----

\_\_\_\_\_

\_\_\_\_\_

-----

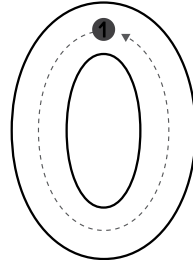

\_\_\_\_\_

Write the following word.


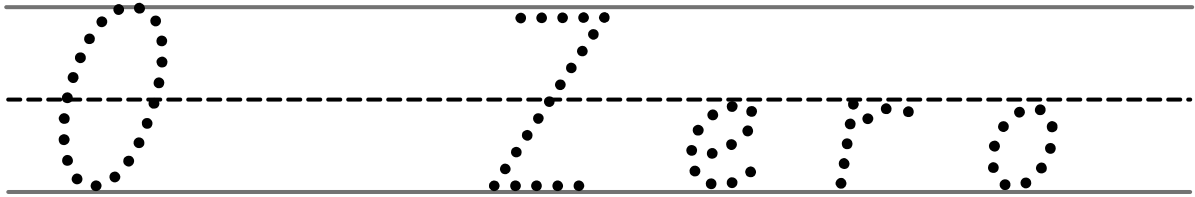
Year

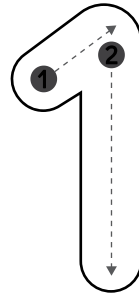

Blank handwriting practice lines consisting of a solid top line, a dashed middle line, and a solid bottom line, repeated for multiple rows.

# Learn to Write Numbers.


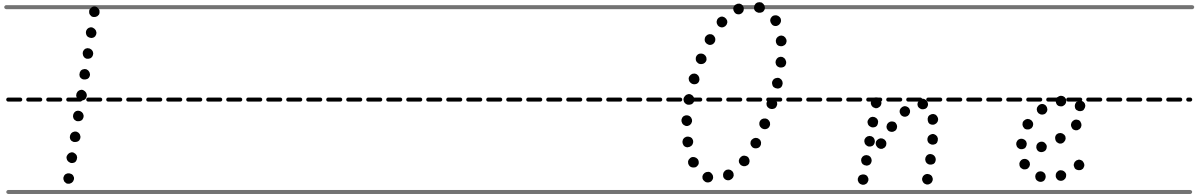


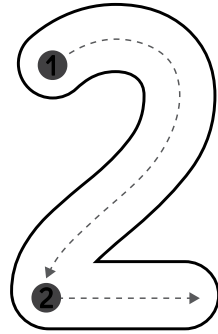
zero




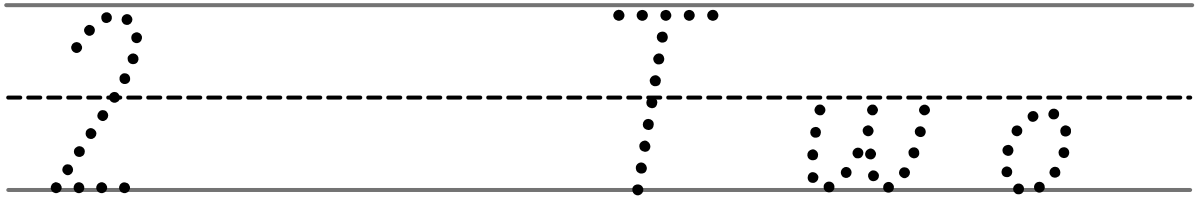


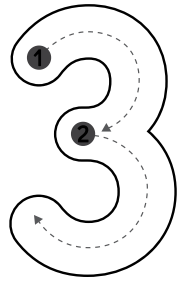
One



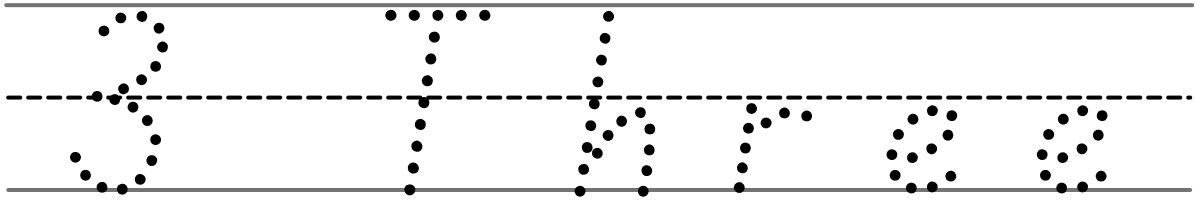


Two

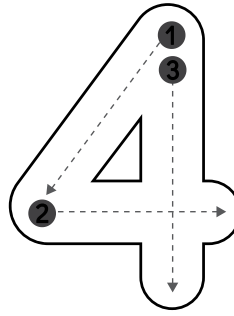






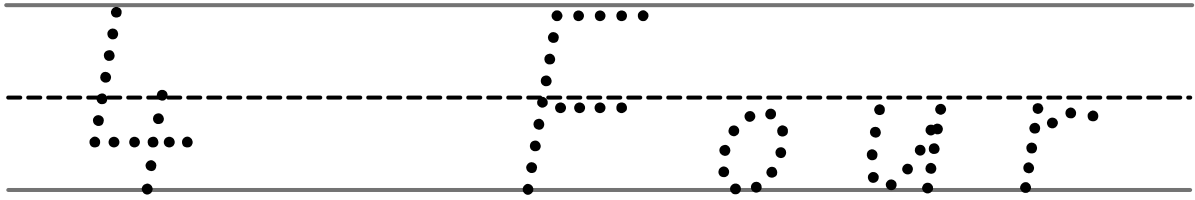
Three

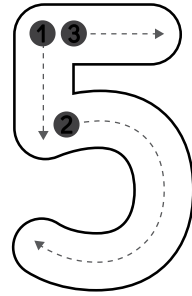




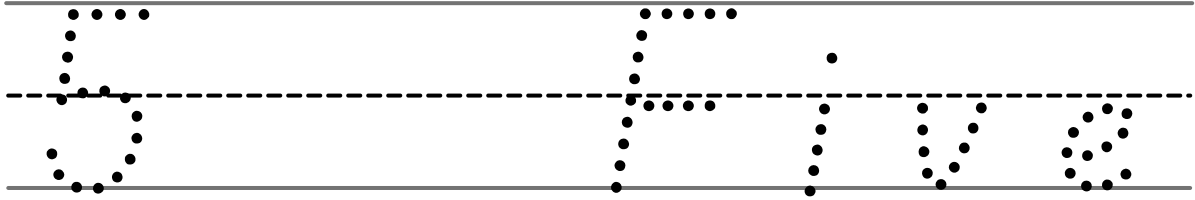




Four




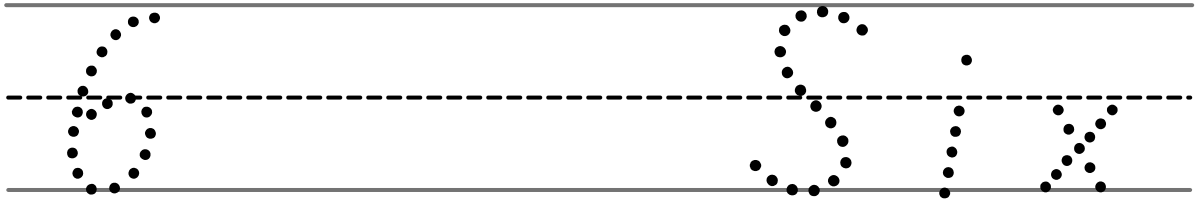



Five




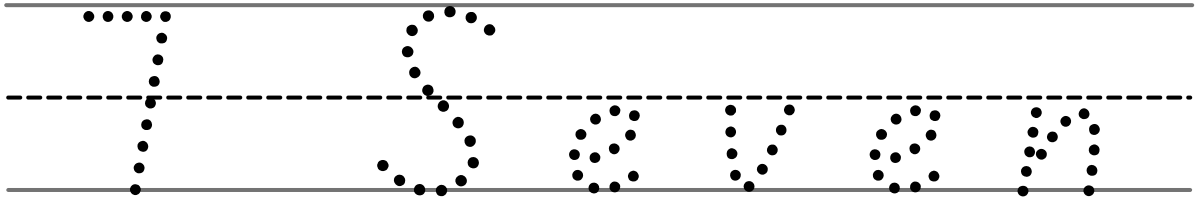


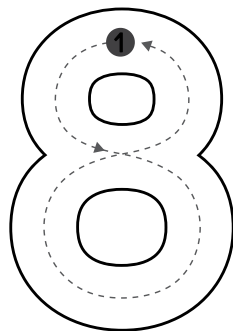

Six




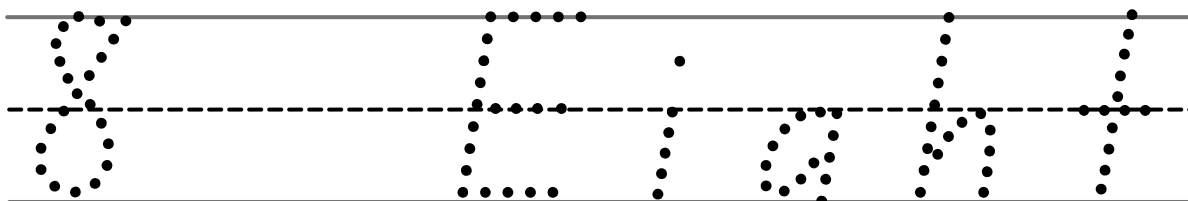


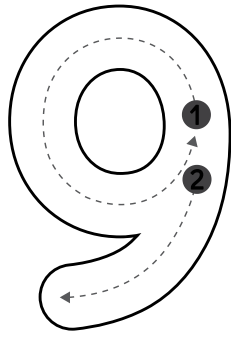

Seven





Eight

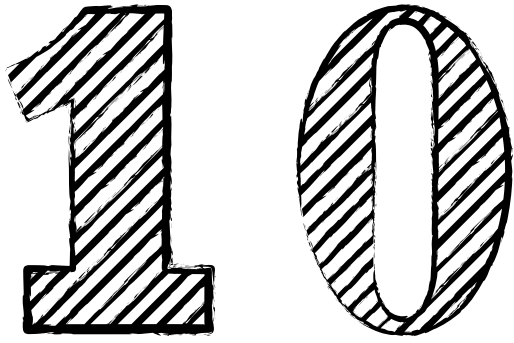




Nine

9 Nine

Handwriting practice lines consisting of four sets of three horizontal lines (top, dashed middle, bottom) for tracing and independent practice.

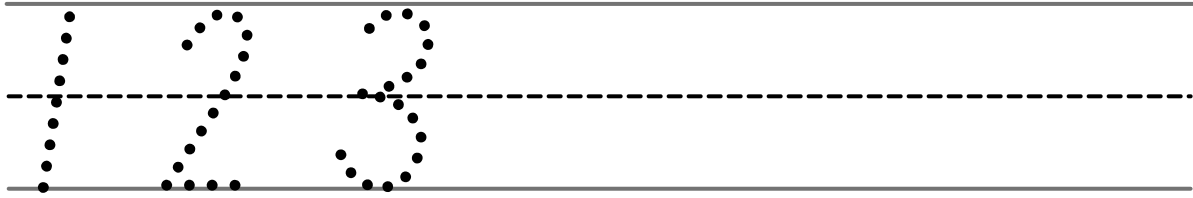


Ten

10 Ten

Blank handwriting practice lines consisting of four sets of horizontal lines. Each set includes a solid top line, a dashed middle line, and a solid bottom line, providing a guide for letter height and placement.

Write numbers 1 to 10





# Learn to Write Sentences.



Write the following sentences.

Good Morning

I need a car

I am sorry

How are you ?

Come with me

Good night

Start the car

CALL ME

HAVE LUNCH

THANKS A LOT

WHAT'S NEW?

NEW YORK

LONDON

COLORADO

CALIFORNIA

I have a good family

I want to be a engineer

I love my pets

What page are we on?

What is the homework?